

Kingdom of Lochac Fighters' Handbook



Version 3.1.2
Non scriptum non est

Is this the most recent version?

This pdf has a date at the bottom of the page of the day that the file was generated from the Armoured Combat Fighters Handbook wiki, so you will know how up-to-date your hard copy or file of the rules is.

Updates to the content (including fixing typographical errors) and alterations to the coding behind the pdf creation will trigger a new pdf to be available from that link. Any changes to the actual rules will be documented in the Change Log.

We don't recommend saving copies of the pdf to other locations, as they will become out of date when the wiki is updated with rule changes. Use, bookmark or save the link instead.

Copyright statement

Text included verbatim from the SCA Inc. Marshal's Handbook is copyright The Society for Creative Anachronism, Inc.

All other text is copyright The Society for Creative Anachronism, New Zealand, Inc. and The Society for Creative Anachronism Australia Ltd. It may be freely copied for SCA purposes provided it is copied in full and this notice remains intact.

The cover art is by Lord Ronan Mac Brian and permission is granted to use it within the SCA. All other images are copyright Alasdair Muckart and David Maclagan and are released under the terms of the Creative Commons Attribution-Noncommercial-Share Alike 3.0 License.

Contents

Is this the most recent version?	2
Copyright statement	2
1 Classes of Participant and Combat	7
1.1 Classes of Participant	7
1.1.1 Heavy Combatant	7
1.1.2 Plumed Combatant	7
1.1.3 Plumed Auxiliary	8
1.1.4 Non-Combatants	8
1.1.5 Spectators	8
1.2 Classes of Combat	9
1.2.1 General Information	9
1.2.2 Tournament Single Combat	9
1.2.3 Tournament Melee Combat	9
1.2.4 War Combat	10
1.2.5 War Combat Without Missile Weapons	10
1.2.6 War Combat With Arrows	10
2 Combat Authorisation Requirements	11
2.1 General	11
2.2 Age Restrictions	13
2.3 Minor Authorisation	13
3 Rules of the Lists	15
3.1 Introduction	15
3.2 Rules of the Lists	15
3.3 Applications of the Rules of the List	16
4 Conventions of Combat	19
4.1 General Information	19
4.2 Behaviour on the Field	19
4.3 Rules of Engagement	22
4.3.1 Unit engagement	22
4.3.2 Individual engagement	22
4.3.3 Missile weapon and siege engine engagement	23
4.4 Killing Conventions	23
4.4.1 Heavy combatants killing heavy combatants	23
4.4.2 Missile combatants killing plumed or heavy combatants	23
4.4.3 Heavy combatants killing plumed participants.	24

4.4.4	Engines of war and their crews	24
4.4.5	Killing from behind	25
4.4.6	Helpless Opponents	25
4.5	Holds	25
4.6	Boundaries	27
5	The Use of Weapons and Shields	29
5.1	Weapons	29
5.1.1	Thrusting weapons	29
5.2	Shields	30
6	Target Areas and Acknowledgement of Blows	31
6.1	Judging Blows	31
6.2	Target Area	31
6.3	Presumed Armour	32
6.4	Effects of Blows	32
6.5	Effects of missile weapons	34
6.6	Acknowledgement of blows	34
6.7	Other Considerations	35
7	Armour Requirements	37
7.1	General	37
7.2	Responsibilities	38
7.3	Summary of Areas to be Armoured	38
7.4	Head	38
7.4.1	General	38
7.4.2	Plumes	40
7.5	Face Guards	40
7.6	Eyewear	41
7.7	Neck	42
7.8	Groin	42
7.9	Body	42
7.10	Arm	42
7.11	Hand	43
7.12	Leg	43
7.13	Footwear	43
7.14	Shields	44
7.15	Non-Combatant Armour Requirements	44
7.15.1	General	44
7.15.2	Head	44
7.15.3	Arm	45
7.15.4	Hand	45
7.15.5	Body	45
7.15.6	Leg	45
8	Melee Weapon Standards	47
8.1	General	47
8.2	Rattan Weapons	48
8.2.1	General	48

8.2.2	Single-handed Weapons	48
8.2.3	Two-handed Weapons	49
8.3	Fibreglass Spears	50
8.4	Thrusting Tips	51
8.4.1	General	51
8.4.2	Low-profile Thrusting Tips	51
8.4.3	High-profile Thrusting Tips	52
9	Throwing Weapon Standards	53
9.1	General Information	53
10	Missile Weapon Standards	55
10.1	General	55
10.2	Bows	55
10.3	Arrows and Bolts	56
10.4	Other missile weapons	58
10.5	Siege Munitions	58
11	Grievances and Sanctions	59
11.1	Grievance Procedures	59
11.2	Suspension of Authorisations	60
12	Procedures for Changes to These Rules	61
13	Glossary	63
13.1	Armor Materials	63
13.2	Weapons	64
13.3	Other Definitions	66
14	Change Log	69
14.1	Minor correction - Version 3.1.2 - 1 Dec 2019	69
14.2	Minor correction - Version 3.1.1	69
14.3	Version 3.1 - Changes approved August 2019	69
14.3.1	Changes to Classes of Participant	69
14.3.2	Changes to Combat Authorisation Requirements	69
14.3.3	Changes to Rules of the Lists	70
14.3.4	Changes to Conventions of Combat	70
14.3.5	Changes to Melee Weapon Standards	70
14.3.5.1	Fibreglass spear thrusting tips	70
14.3.5.2	General	70
14.3.5.3	Single-handed weapons	71
14.3.5.4	Two-handed weapons	71
14.3.5.5	Spears	71
14.3.5.6	Thrusting tips	71
14.3.6	Changes to Grievances and Sanctions	71
14.3.7	Changes to Glossary	71
14.4	Minor corrections included in v3.0.2 - 25 July 2019	71
14.5	Minor corrections included in v3.0.1 - 14 July 2019	72
14.6	Version 3.0.0 - Changes approved July 2019	72

14.6.1	Changes to Classes of Participant and Combat	72
14.6.2	Changes to Combat Authorisation Requirements	72
14.6.3	Changes to Rules of the Lists	73
14.6.4	Changes to Conventions of Combat	73
14.6.5	Changes to The Use of Weapons and Shields	74
14.6.6	Changes to Target Areas and Acknowledgement of Blows	74
14.6.7	Changes to Armour Requirements	74
14.6.8	Changes to Melee Weapon Standards	75
14.6.9	Changes to Throwing Weapon Standards	76
14.6.10	Changes to Missile Weapon Standards	76
14.6.11	Changes to Grievances and Sanctions	77
14.6.12	Changes to Procedures for Changes to These Rules	77
14.6.13	Changes to Glossary	77
15	Handbook Titlepage	79
15.1	Is this the most recent version?	80
15.2	Copyright	80

Chapter 1

Classes of Participant and Combat

1.1 Classes of Participant

The term “combatant” is used in these rules to refer to people who are actually fighting, whether with melee or missile weapons. The term “participant” is used to refer to everyone taking an active role in combat-related activities. Everyone on the field, combatant, auxiliary or non-combatant, is a participant. “Plumed participants” refers to both plumed combatants and plumed auxiliaries.

1.1.1 Heavy Combatant

1. Heavy combatants are people who engage in combat with melee weapons. They:
 - (a) Can be targeted by all types of weapon.
 - (b) Can use all types of weapon, subject to appropriate authorisation.
 - (c) Must be at least 18 years of age, or at least 16 years of age with parental consent.

1.1.2 Plumed Combatant

1. Plumed combatants are people who participate in combat-related activities but do not engage in combat with melee weapons. They:
 - (a) May not be targeted with melee weapons.
 - (b) Must wear a plume on their helmets to signify their status as plumed participants.
 - (c) Can use and be targeted by missile weapons.
 - (d) May not carry or use any melee weapon, including thrust-and-throw weapons.
 - (e) Must remain outside the 5m range of all plumed opponents.
 - (f) Must be at least 18 years of age, or at least 16 years of age with parental consent.

1.1.3 Plumed Auxiliary

1. Plumed Auxiliaries are people who participate in a partisan fashion in combat-related activities but who may not engage in actual combat, e.g., banner-bearers, drummers, etc. They:
 - (a) May not be targeted with melee weapons.
 - (b) Must wear a plume in their helmets to signify their status as plumed participants.
 - (c) Can be targeted with missile weapons.
 - (d) May not carry or use any weapon.
 - (e) Must remain outside the 5m range of all plumed opponents.
 - (f) Must be at least 18 years of age, or 14 years of age with parental consent.

1.1.4 Non-Combatants

1. Non-combatants are people, such as marshals, who provide a supporting role to combat or who are present on the field during combat without being part of the combat itself. They:
 - (a) May not be targeted by any weapon, but should be prepared to be inadvertently struck by missiles.
 - (b) Must be appropriately armoured if they remain on the field during war combat with missiles.
 - (c) Must be at least 18 years of age, or 16 years of age with parental consent if they remain on the field during combat.
 - (d) Must be at least 18 years of age to act as marshals.

1.1.5 Spectators

1. Anyone present in the general area where combat activities are taking place, but not on the field at the time combat is taking place, is deemed to be a spectator. This includes, but is not limited to, people such as surgeons and water bearers who enter the field during breaks in combat as well as fighters not currently on the field. They:
 - (a) Must obey the instructions of marshals.
 - (b) Must not enter the war field unless combat has ended and “helms off” has been called by the marshal of the field.
 - (c) May not enter or remain on the field while combat is taking place.

Table 1.1: Properties of Classes of Combat

Combat Class	Many vs One Engagement	Non-Combatants Need Armour	Screening Required	Killing From Behind
Tournament Single Combat	No	No	No	Forbidden
Tournament Melee Combat	Yes	No	No	Normally forbidden
War Combat Without Missile Weapons	Yes	No	No	Allowed
War Combat	Yes	Yes	No	Allowed
War Combat with Arrows	Yes	Yes	Yes	Allowed

1.2 Classes of Combat

1.2.1 General Information

1.2.2 Tournament Single Combat

1. Tournament single combat shall occur between two combatants within the bounds of a list field.
2. Explicit engagement between combatants is not required in tournament single-combat bouts.
3. Missile weapons may not be used.
4. Unless specifically permitted by the terms of the tourney, helpless combatants may not be declared dead or forced to yield by their opponent - a hold is called if a combatant becomes helpless. Helpless combatants are defined in 4.4.6.
5. Single combat archery tournaments shall be considered a class of war combat with arrows.

1.2.3 Tournament Melee Combat

1. Tournament melee combat is a combat that begins with two or more teams of combatants, or three or more combatants fighting as individuals.
2. Combatants, including the final pair, must be engaged before they may strike at each other.
3. Missile weapons may not be used.
4. Unless specifically permitted by the terms of the tourney, helpless combatants may not be declared dead or forced to yield by their opponent - a hold is called if a combatant becomes helpless.

-
5. Unless specifically forbidden by the terms of the tournament, ad-hoc teams may be formed and dissolved during the bout.
 6. Unless specifically forbidden by the terms of the tourney, engagements between groups of unequal number are allowed.
 7. The “kill from behind” manoeuver may not be used unless explicitly notified to all combatants as part of the terms of the tournament.

1.2.4 War Combat

1. War combat takes place on the field of war, not within the lists of a tournament.
2. Hand-to-hand combatants must be engaged before they may strike at each other.
3. Combatants may discharge missile weapons at targets that they are not explicitly engaged with (subject to the relevant minimum range requirements).
4. The kill from behind manoeuver may be used. See 4.4.5 for details of this manoeuver.
5. Helpless opponents may not be struck, but may be declared dead.
6. If missile weapons are used, all non-combatants who remain on the field during combat must wear armour complying with the standards set out in 7.15.
7. Siege engines or structures may be used in war combat in accordance with the rules set forth in the Siege Engines Handbook.

1.2.5 War Combat Without Missile Weapons

1. War combat takes place on the field of war, not on the list field.
2. Fighters must be engaged before they may strike at each other.
3. Missile weapons may not be used.
4. The kill from behind manoeuver may be used. See 4.4.5 for details of this manoeuver.
5. Helpless opponents may not be struck, but may be declared dead.

1.2.6 War Combat With Arrows

1. All participants who remain on the field during combat must wear screening as described in 7.5.
2. War combat with arrows is war combat in which arrows or bolts equipped with “Riverhaven Blunts” are used. Combat with missile weapons, and all of the rules in 1.2.4 apply.

Chapter 2

Combat Authorisation Requirements

2.1 General

1. All persons who wish to participate in combat-related activities in the Kingdom of Lochac must have an appropriate authorisation. Combat-related activities include, but are not limited to, armoured combat, period fencing, combat archery, marshalling, and banner-bearing in combat. There are also authorisation requirements for rapier combat and equestrian activities, but these are dealt with in their respective handbooks.
2. To become authorised, candidates must complete an authorisation test which shows that they can:
 - (a) Demonstrate familiarity with, and the ability to apply, the following:
 - i. Rules of the Lists
 - ii. Lochac's conventions of combat
 - iii. The use of weapons and shields
 - iv. Target areas and acknowledgement of blows
 - (b) Demonstrate familiarity with, and ability to reference, the Lochac Armour and Weapons standards.
 - (c) Demonstrate the ability to function on the field in a manner that is safe both to themselves and to other participants on the field.
3. Within the field of armoured combat in Lochac there are separate authorisations for the following activities:
 - (a) Participant authorisation classes:
 - i. Heavy Combatant
allows the participant to engage in heavy combat with melee weapons and to take the field as Plumed Combatant or Plumed Auxiliary.
 - ii. Plumed Participant

allows the participant to take the field as an unarmed Plumed Auxiliary, or as a Plumed Combatant when combined with a weapon authorisation such as thrown weapon, combat archery or siege engine.

- (b) Weapon-form specific authorisations. Fibreglass spear requires a prior Heavy Combatant authorisation, all others require either a prior Heavy Combatant authorisation or a prior Plumed Participant authorisation:
 - i. Fibreglass spear
 - ii. Thrown weapon
 - iii. Combat Archery
 - iv. Siege Engine
- 4. The following marshal authorisations also apply.
 - (a) Auxiliary Marshal
 - (b) Marshal
 - (c) Siege Marshal
 - (d) Senior Marshal
- 5. Only a Senior Marshal authorised and rostered in Lochac and who holds a current membership of the SCA or one of its affiliate organisations may perform an authorisation. This Senior Marshal must witness the authorisation and must execute the appropriate paperwork to ensure the authorisation is registered with the Kingdom Lists Officer within three months of the authorisation taking place.
- 6. A copy of the authorisation paperwork may be used in lieu of an authorisation card for a period of up to three months from the date of the authorisation.
- 7. Authorisation paperwork will expire three months from the date of the authorisation test. Expired authorisation paperwork will not be processed by the Kingdom Lists Officer.
- 8. Authorisations shall be registered with, and kept on file by, the Lochac Kingdom Lists Officer. This officer, or their appointed deputy, shall be responsible for issuing combat authorisation cards. In addition to maintaining registration of authorisations, the Kingdom Lists Officer shall provide the Earl Marshal with a list of all current authorisations upon request.
- 9. Authorisation cards shall include the name of the authorising Senior Marshal. They may be issued for a period of up to four years for adults and one year for minors.
- 10. Authorisations shall not be issued to persons residing in other kingdoms.
- 11. Valid authorisation cards from other kingdoms shall be accepted as proof of authorisation. To renew in Lochac, the candidate must complete a Lochac authorisation.
- 12. A Marshal from any kingdom may revoke the authorisation card of a fighter from any other kingdom for just and stated cause.

2.2 Age Restrictions

1. The following age restrictions apply to combat-related activities:
 - (a) No person below the age of 18 may be authorised as a marshal.
 - (b) No person below the age of 16 may be authorised as a combatant.
 - (c) Persons between the ages of 14 and 16 may be authorised as plumed auxiliaries.
 - (d) No person below the age of 14 may be authorised for any form of SCA combat-related activity.
 - (e) No person below the age of 14 may be involved or train in any form of SCA combat at official SCA events. This includes swinging a heavy combat weapon at a pell at training events, though they may use boffer weapons.

2.3 Minor Authorisation

1. Minors between the ages of 14 and 17 may authorise with these additional requirements:
 - (a) The parents or guardians of the minor (not a Nominated Caregiver) must witness SCA combat, discuss with a witnessing marshal how it relates to the participation of their child.
 - (b) Only the Earl Marshal, or a Senior Marshal with specific written permission from the Earl Marshal to conduct minor authorisations, may authorise minors for SCA Combat-Related Activities.
 - (c) Two Senior Marshals must be present at the authorising of any minor. Prior to the authorising of a minor the authorising Senior Marshal shall contact the Lochac Earl Marshal and discuss the authorisation. Each authorisation shall be considered by the Lochac Earl Marshal on a case-by-case basis.
2. At any event in which the minor is involved in SCA Combat-Related Activities, the minor must have either a parent or guardian, or Nominated Caregiver present at the event.
3. Authorisation cards issued to minors will have “MINOR” clearly printed or stamped across the face of the card.

Chapter 3

Rules of the Lists

3.1 Introduction

1. The basic rules for SCA combat are contained in the Rules of the Lists. These rules cover all combat within the SCA including but not limited to tournaments, non-tourney martial field activities such as wars, combat archery, and Society period fencing. The observance of honour and chivalry and the safety of the combatants are considered over-riding elements. The following is intended to bring together the appropriate rules for conducting both tourney field combat and other SCA combat activities.

3.2 Rules of the Lists

1. Each fighter, recognising the possibilities of physical injury to themselves in such combat, shall assume unto themselves all risk and liability for harm suffered by means of such combat. Other participants shall likewise recognise the risks involved in their presence on or near the field of combat, and shall assume unto themselves the liabilities thereof.
2. No person shall participate in Combat-Related Activities (including armoured combat, fencing, combat archery, marshalling, scouting, and banner-bearing in combat) outside of formal training sessions unless and until they shall have been properly authorised under Society and kingdom procedures.
3. All combatants must be presented to, and be acceptable to, the Sovereign or their representative.
4. All combatants shall adhere to the appropriate Armour and Weapons Standards of the Society, and to any additional standards of the kingdom in which the event takes place. In Lochac, the Sovereign may not waive the additional kingdom standards.
5. The Sovereign or the Marshallate may bar any weapon or armour from use upon the field of combat. Should a warranted Marshal bar any weapon or armour, an appeal may be made to the Sovereign to allow the weapon or armour.

-
6. Combatants shall behave in a knightly and chivalrous manner, and shall fight according to the appropriate Society and Kingdom Conventions of Combat.
 7. No one may be required to participate in Combat-Related Activities. Any combatant may, without dishonor or penalty, reject any challenge without specifying a reason. A fight in a tournament lists is not to be considered a challenge, and therefore may not be declined or rejected without forfeiting the bout.
 8. Fighting with real weapons, whether fast or slow, is strictly forbidden at any Society event. This rule does not consider approved weaponry that meets the Society and kingdom standards for traditional Society combat and/or Society rapier combat, used in the context of mutual sport, to be real weaponry.
 9. No projectile weapons shall be allowed and no weapons shall be thrown within the Lists of a tournament. The use of approved projectile weapons for melee, war, or Combat Archery shall conform to the appropriate Society and Kingdom Conventions of Combat.

3.3 Applications of the Rules of the List

Application of Rule 1 “Other participants” include marshals and support personnel whose activities bring them close to fighting in a situation where boundaries are not clearly defined.

Heralds, list pages, and similar officers who leave the field entirely before combat begins are exempt from this requirement, as are water-bearers and chirurgeons who remain in fixed support points outside the tournament field or battle area.

Water-bearers and chirurgeons who take part in mobile support groups within the overall boundaries of a battle area must receive a basic orientation in field safety.

Application of Rule 2 The Crown and/or marshallate of each Kingdom shall establish standards and procedures for the authorisation of fighters to participate in combat. These procedures shall adhere to the Combat Authorisation Procedures in this handbook.

At Kingdom option, these procedures may involve either a general authorisation to participate in armoured combat or a set of separate authorisation procedures for the use of (or for combat AGAINST) specific weapons or classes of weapons.

The Crown and/or marshallate of each Kingdom shall establish standards and procedures for the authorisation of combat archers and missile users to participate in combat.

Kingdoms may establish such additional limitations on the participation of minors as may be deemed necessary.

It is usual for authorisations from other Kingdoms to be accepted, although exceptions may prove necessary in the case of specific individuals.

The Crown may not simply grant an authorisation, unless the recipient has successfully completed the authorisation process as delineated in Society and Kingdom law.

Application of Rule 4 Kingdoms may apply armour and weapons standards that are stricter than the Society standards, should they be deemed necessary, but may not reduce or waive any Society standard.

Application of Rule 5 If a fighter regards an opponent's weapon or armour as unduly dangerous to self or opponent, they can request that the marshal on the field re-inspect the item. Either fighter has the option of appealing the decision of the re-inspection marshal to the marshal in charge and ultimately to the Sovereign.

Application of Rule 6 Engaging in any Society combat activity with the deliberate intent to inflict bodily harm to an opponent is strictly forbidden.

Application of Rule 7 No one is required to engage in SCA combat should they prefer not to do so.

Application of Rule 8 Since fighting with real weapons is forbidden at any Society event, threatening the use of such weapons is likewise expressly forbidden.

At the discretion of the Sovereign and the Marshal in Charge, recognised experts may be permitted to present choreographed demonstrations with real weapons under strictly controlled conditions.

No one may wear any real weapon onto the field while participating in combat or present during combat.

At the discretion of the Sovereign and the Marshal in Charge, an exception may be made for marshals or other non-combatants to wear knives bonded with peace straps.

Posing for still photographs with real weapons is permitted.

Application of Rule 9 The prohibition on thrown weapons refers to weapons thrown in combat or thrown in a hostile manner. It does not apply to "tossing," defined as a gentle, short-range method of transferring or removing a tournament weapon or item from the list field or area of combat.

The use of bows and arrows, firearms, slings, javelins, throwing axes, throwing knives, or any other projectile weapon is forbidden within Tournament Lists, or in any other situation where spectators cannot be separated from the potential line of fire by more than the effective range of the weapon.

Chapter 4

Conventions of Combat

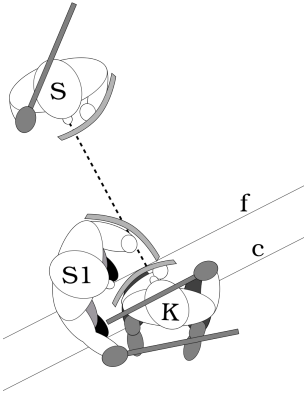
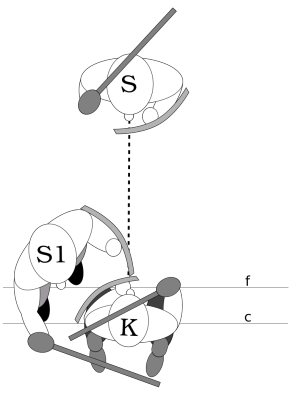
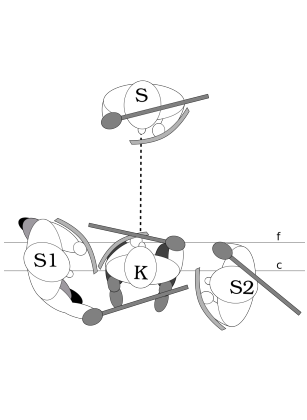
4.1 General Information

1. All SCA combat-related activities in the Kingdom of Lochac shall be conducted in accordance with the Rules of the Lists, these conventions of combat, the weapon and equipment standards set out in these rules, and such event rules as are established by the marshal in charge of the event.
2. All combatants, prior to taking part in combat at each and every SCA sponsored event or fighting practice in the kingdom, shall ensure that their armour and weapons are inspected by a rostered marshal.
3. Even though a rostered marshal has inspected their armour and weapons, all combatants must accept full responsibility for the condition of their own equipment. All combatants have the obligation to themselves, their opponents, and the marshals to ensure that their equipment meets all kingdom requirements.
4. When not otherwise directed by the Crown, the Crown's representative upon the field and in all matters dealing with Society armoured combat is the Kingdom Earl Marshal, and by delegation, any rostered marshal.

4.2 Behaviour on the Field

1. Extend the utmost courtesy to your opponent. You do each other honour by meeting on the field. If there is a question regarding a point of honour (such as blow strength), give your opponent the benefit of the doubt as far as is reasonable.
2. All combatants shall obey the commands of the marshals on the field, or shall be removed from the field subject to disciplinary action. Disagreements with the marshals shall be resolved off the field through Lochac grievance and appeal procedures.
3. Striking at an opponent with excessive force is forbidden and may result in disciplinary action. This rule applies both to hand-held melee weapons and thrown weapons.

Figure 4.1 Moving around a kneeling fighter. Standing fighter “S” moving around kneeling fighter “K”. The dashed line indicates the initial line of engagement between the fighters. Fighter “S” may take up any position relative to fighter “K” provided they do not step past line “f” with their rear foot or past line “c” with their front foot.

		
<p>(a) Correct. Neither of the indicated foot positions cross the lines.</p>	<p>(b) Correct. Neither of the indicated foot positions cross the lines.</p>	<p>(c) Incorrect. In both positions S1 and S2, one or both of the standing fighter’s feet cross the lines.</p>

4. Combatants using two-handed weapons must exercise additional vigilance that they use appropriate restraint to avoid striking with excessive force as the nature of these weapons makes the inadvertent generation of excessive power more likely.
5. All participants shall maintain control over their temper at all times. Participants losing control of their tempers will be removed from the field and may be subject to disciplinary action.
6. No person shall enter the lists or participate in any form of SCA combat-related activity while in a mentally impaired state, including impairment by injury such as concussion or impairment by alcohol, or drugs including but not limited to:
 - (a) Drugs prescribed by a licensed health care provider.
 - (b) Over the counter medications.
 - (c) Illegal or controlled substances.

If you are not legally fit to drive, you are not fit to fight!
7. Any combatant who has an injury involving free flowing blood must leave the field immediately and may not return until the flow of blood has ceased.
8. Any behaviour that takes deliberate advantage of an opponent’s chivalry or safety-consciousness, or that takes deliberate unfair advantage of an opponent is prohibited.
9. It is forbidden to deliberately strike a helpless opponent. Helpless opponents may only be killed according to the procedures set out in section 4.4.6.

-
10. Any combatant who obtains an unfair advantage by repeatedly becoming “helpless” (eg. by falling down, or losing their weapon) may, after being duly warned by the marshal on the field, be forced to yield the fight at the next occurrence of such behaviour. The onus of this is on the marshals, not on the opponent. However the opponent may ask the marshals to let the fight continue.
 11. Intentional contact of a fighter’s person (hands/feet/limbs/body/head) to an opponent’s person is prohibited. Brief incidental contact is expected and acceptable during engagement.
 12. Deliberately striking an opponent with a shield, weapon haft, bow, or any part of the body is forbidden.
 13. Intentionally tripping an opponent is prohibited.
 14. Grasping an opponent’s person, shield, weapon’s blade or striking surface, or bow is prohibited.
 15. It is forbidden to trap the blade of your opponent’s weapon in contact with your limbs or body as a means of preventing their use of the weapon. However it is acceptable to grasp or trap the haft of an opponent’s weapon.
 16. The striking surface of a weapon in motion may not be grasped or blocked by the hands or limbs as a means of impeding a blow. If a combatant intentionally places an illegal target area such as an empty hand or lower leg in the path of a blow, the combatant forfeits that attached limb as if it had been struck in a legal target area.
 17. Inadvertently bringing the hands in contact with the striking surface of a weapon in motion, as when attempting to block a blow with another weapon, shall not be considered to be in violation of this convention.
 18. Intentionally striking an opponent outside the legal target areas is forbidden. Combatants who repeatedly throw such blows shall be duly warned by the marshals. If such blows continue to be thrown, the combatant can be caused to forfeit the bout, and may be subject to further disciplinary action.
 19. It is considered courteous to turn a kneeling combatant so that they are not facing into the sun.
 20. When one combatant is kneeling and the other is standing, it is forbidden for the standing combatant to circle, turn or “corkscrew” the kneeling combatant.
 - (a) The standing combatant may not move any part of their front foot past the kneeling combatant’s centre, perpendicular to their line of approach (the passing line). This may be explained by imagining a line passing through the centre of the two combatants and then one at right angles to this line, centred on the kneeling combatant, see line “c” in figure 4.1.
 - (b) The standing combatant may not place any part of their rear foot any further past the forward-most part of the kneeling combatant that is in contact with the ground, shown by line “f” in figure 4.1.

-
- (c) If, during a bout, the kneeling combatant voluntarily turns so that their passing line moves behind the front foot of the standing combatant, the passing line is deemed to remain in its original position.
21. It is forbidden for a standing combatant to run over or press (with body, weapon or shield) a kneeling combatant to the point that the kneeling combatant cannot straighten their upper body perpendicular to the ground. This rule is meant to allow the kneeling combatant to straighten if they desire and is not intended to keep the standing combatant from leaning forward to stay in range if the kneeling combatant leans back.
 22. Any combatant whose helmet or chinstrap fails in combat will be considered dead and must immediately leave the field.
 23. The groin is not to be deliberately targeted. However, a good blow to the groin is to be taken as a kill.
 24. Charges are allowed, but with reference to 5.1.1.2, combatants are reminded that thrusting with any weapon while running is prohibited, even in a charge.

4.3 Rules of Engagement

4.3.1 Unit engagement

1. Unit engagement happens when two or more coherent units of opposing heavy combatants meet in combat.
2. In unit engagement, all combatants who are part of each unit are considered to be engaged with all combatants who are part of the other unit(s).
3. In unit engagement, combatants who are part of a unit may strike at members of opposing units, who are to their front or side, without being considered to be “behind” or on their “blind side”.
4. If a unit loses coherency, combatants from that unit are considered to have left the unit engagement and must be engaged as an individual, as per the “Individual engagement” rules below.
5. In any circumstance other than that outlined in 4.3.2.4, striking an opponent from behind is cause for ejection from the field, and may be cause for further disciplinary action.

4.3.2 Individual engagement

1. In tournament melee combat, a combatant shall engage their opponent by moving into the line of sight of the opponent they wish to engage and stating loudly “Fighter - I am engaging you” or words to that effect.
2. In war combat, a combatant shall engage their opponent by moving into range in clear sight of the opponent they wish to engage and adopting an attacking posture. If a combatant has reason to believe that their opponent may not have seen them approach, they should verbally engage them as per the procedure above.

-
3. It is forbidden to strike at an opponent with whom you are not engaged.
 4. A combatant who turns their back on an opponent with whom they are engaged while remaining within weapons range is subject to being struck by that opponent until they leave weapons range.

4.3.3 Missile weapon and siege engine engagement

1. All missile combatants and siege engine operators are considered to be engaged with all other combatants. Missile blows may be struck from any angle and regardless of the opponent's awareness of the missile combatant or siege engine.
2. While missile and siege combatants are considered engaged with all other combatants, they themselves must be explicitly engaged as individual combatants.

4.4 Killing Conventions

4.4.1 Heavy combatants killing heavy combatants

1. Heavy combatants will kill other heavy combatants with whom they are engaged by delivering a "good" blow with their weapon to a killing target area on their opponent. Target areas are detailed in section 6.
2. Combatants who note that their own blows strike with anything other than the striking surface should call "Haft!" or "Flat!" as appropriate to their opponent.
3. In war scenarios, heavy combatants may kill heavy combatants with whom they are not engaged by using the "killing from behind" manoeuvre as detailed in section 4.4.5.

4.4.2 Missile combatants killing plumed or heavy combatants

1. Missile combatants will kill heavy combatants or plumed participants by delivering a "good" blow with their missile weapon to a killing target area on their opponent. Target areas are detailed in section 6.
2. Missile combatants must not discharge or throw their missiles when they are closer than 5 metres to their target.
3. A blow from any missile that strikes properly oriented i.e. with the point, blade or striking surface, shall be considered good and need not strike with equivalent force to a melee weapon.
4. Combatants should be aware that missiles thrown with little force or missiles launched against especially heavy armour may not be noticed by their target. In such cases, the target should be given the benefit of doubt.
5. Missile combatants who note that their own blows strike with anything other than the striking surface should call "Haft!" to their opponent.

4.4.3 Heavy combatants killing plumed participants.

1. Plumed participants are not to be struck with any melee weapon.
2. Plumed participants are subject to missile fire from all missile weapons, including hand-thrown and siege weapons.
3. Heavy combatants will kill plumed participants by closing to within 5 metres of their opponent, presenting (not pointing) their weapon and loudly calling “Archer, you are slain!”, or equivalent phrase. This may not be done while running past the plumed participant, and the heavy combatant must exhibit control over their weapon and have an unimpeded path to the plumed participant without intervening walls or other obstructions.
4. This action must be repeated for every opponent to be killed.
5. Plumed participants killed in this manner should acknowledge kills by heavy combatants by immediately falling to the ground, or dropping to one knee and holding their weapon over their heads, and loudly calling “good”.
6. If in doubt about whether the heavy combatant is within 5 metres range, the plumed participant should consider giving the heavy combatant the benefit of the doubt.

4.4.4 Engines of war and their crews

1. Siege engines may be crewed by plumed combatants or heavy combatants. Siege engine crew must be individually engaged as per the procedures set out in 4.3.
2. Engines of war will kill any combatant in any scenario or battle by delivering a “good” blow with their projectiles to any legal target area.
3. With the exception of small arms munitions launched from siege engines, siege projectiles striking a combatant’s shield will kill that combatant. Small arms munitions are defined in 10.5.
4. Projectiles fired from siege weapons must strike appropriately oriented and unimpeded, but need not strike with force equivalent to a melee weapon to be considered a good blow.
5. Direct fire siege engines will not discharge their missiles when they are closer than 10 metres to their target.
6. Fighters shall stay clear of moving parts and, when possible, approach siege engines from the side.
7. Striking siege engines or siege structures (e.g., towers) with hand-held weapons is strictly prohibited.
8. Siege engines may be destroyed by placing a weapon on the engine or structure and declaring “this weapon is destroyed,” or by being struck by siege-class munitions from another siege engine.

-
9. If fighting occurs within 2 metres of an engine that is cocked or loaded, a hold shall be called and the engine shall be declared destroyed, made safe and removed from the combat area.
 10. Once the crew of a siege engine is killed, the engine is considered destroyed for the remainder of the battle and must be made safe and removed from the combat area.
 11. A misfire from a cannon will render all of the crew dead.

4.4.5 Killing from behind

1. Heavy combatants will kill other heavy combatants from behind by placing a weapon across the faceplate or on the shoulder of the opponent and loudly calling “You are slain from behind” or an equivalent phrase. This technique will also be used for other heavy combatants with which they are not engaged. This action must be repeated for every opponent to be killed in this manner and may not be done while running past the opponent.
2. As with killing from the front, it is up to the defendant as to whether a kill from behind was good or not, but the overriding rule for killing from behind, killing helpless opponents and killing plumed opponents is that if the defender believes the attacker could have struck them but instead declared them dead, they should accept the kill.

4.4.6 Helpless Opponents

1. It is forbidden to strike a helpless opponent, such as a combatant who has fallen down or a heavy combatant who is unable to defend themselves, but it is not required to allow the opponent to regain their footing or weapon.
2. Helpless opponents shall be killed by placing your weapon on the opponent and saying in a loud voice, “Fighter - you are slain” or an equivalent phrase.
3. A combatant is considered to have fallen down if any part of their torso is in contact with the ground or they need to use an arm or hand in contact with the ground to hold themselves up. In a war situation, a fallen combatant may only try to escape, and may not fight from the ground. In a tournament bout, a hold shall be called for a fallen combatant.
4. It is acceptable for an opponent to try to escape from a helpless situation only in war situations. They will be considered dead if, at any time during their attempt to regain their footing or their melee weapon, they are killed in the above manner.
5. Unarmed fighters in war scenarios may not necessarily be helpless, for example gauntleted spear grabbers, though if in doubt they should be treated as helpless.

4.5 Holds

1. A call of “hold!” is a call for an immediate cessation of all activity on the field.

-
2. Holds may be called by anyone, including spectators, for any of the following reasons:
 - (a) Broken weapons. It may not be necessary to call a hold if this can be dealt with safely without a hold.
 - (b) Broken armour. It may not be necessary to call a hold if this can be dealt with safely without a hold.
 - (c) Broken people (i.e., injuries)
 - (d) Broken tempers
 - (e) Broken ground (i.e., hazardous terrain)
 - (f) Broken boundaries (i.e., someone/thing coming onto the field that should not be there or combatants leaving the bounds of combat)
 3. Upon hearing the call of “hold” all participants must immediately:
 - (a) Stop all activity; and
 - (b) Repeat the call of “hold!”; and
 - (c) Check whether they are in danger, or causing the danger; and
 - (d) Continue to call “hold!” until all action ceases after which remain silent so the directions of marshals can be heard; and
 - (e) Remain in place, unless a marshal gives explicit directions to the contrary.
 - (f) All combatants must drop to one knee, if it is safe to do so, holding their weapons unthreateningly overhead.
 - (g) Missile combatants and siege engineers must unload and make safe their weapons.
 4. Until “helms off” is called all non-marshals on the field must remain silent and listen for the commands of the marshals. The scenario in progress may not be discussed during holds.
 5. Helms must remain on and all visors must remain closed unless the marshals have instructed that it is safe to remove them with a call of “helms off”.
 6. A hold, once called, can only be lifted by a marshal. The marshal will warn the combatants to prepare to continue by commanding “all rise”, at which time all who are able to do so will stand back up and take up the positions that they held prior to the hold being called. Bows may be nocked, but not drawn, at a call of “all rise”. All other missile weapons and siege engines must remain unloaded until “lay on!” is called.
 7. If a “helms off” has been called after the hold, “helms on” must be called, and at the call of “ready?”, all combatants must raise their weapon above their head to signify their readiness to continue. This must be visually checked by the marshals, and combatants, before “lay on!” can be called. At this point bows may be nocked, but NOT drawn. Any combatant who is not ready at this call should yell “Hold!”.

-
8. Combat may only resume with the cry of “lay on!”.
 9. The end of battle will be signalled by a call of “hold!” followed by a verbal signal from the marshal in charge that the battle has ended and a call of “Helms off”.

4.6 Boundaries

1. Battlefield boundaries and terrain will be described to all participants before each battle or set of battles. Ideally they will be marked by physical boundaries made of natural terrain or of some clearly identifiable substance.
2. Individual combatants leaving the battlefield by going outside of the designated boundary during a scenario, either purposely or inadvertently, will be considered routed and may not re-enter the field.
3. Groups of combatants who have inadvertently “fought” their way outside a designated boundary, may be moved back onto the field of combat at the marshal’s discretion.
4. In scenarios where no missile weapons are used, there must be at least 2 metres between the boundaries of the field and the spectators. In scenarios where missile weapons are used, the spectators should be placed far enough from the boundaries of combat that they will not be struck by errant missile fire, including deflected shots. Spectator safety is more important than their ability to see the action. It is the responsibility of the marshal in charge to ensure that safe boundaries and buffer zones are set to ensure the safety of spectators.

Chapter 5

The Use of Weapons and Shields

5.1 Weapons

1. Weapons may only be used in accordance with their design, i.e. spears may only be used for thrusting, axes for striking with the edge of the blade, etc.
2. Blows repeatedly blocked by a weapon in contact with a fighter's helm, body, or shield at the moment of impact may, at the Sovereign's or Marshal's discretion, be considered to have broken the blocking weapon. This will force a fighter to forfeit the fight, unless a secondary weapon is carried or the opponent chooses to allow the fighter to rearm with another weapon.
3. A shield or weapon may be used to displace, deflect, or immobilise an opponent's shield or weapon, so long as such use does not endanger the safety of the combatants. A shield or haft may be safely placed against the opponent's body to restrict their ability to strike or defend.
4. In a tournament combat bout, combatants may only use weapons they have brought onto the field at the beginning of the round, but may freely change between those weapons. An exception shall be made to this rule for combatants whose weapons physically break in the course of a bout. In such circumstances, the combatant may rearm with the same type of weapon to complete the bout.

5.1.1 Thrusting weapons

1. Only weapons approved for thrusting may be used for that purpose. Feinting as if to thrust with a weapon not approved for that purpose is prohibited.
2. Thrusting with any weapon in the direction of travel while running is prohibited.
3. Bracing thrusting weapons against the ground or other immovable objects is prohibited. Cupping the butt of a thrusting weapon in the palm of the hand is also prohibited.
4. Before any tournament bout in which a thrusting weapon is going to be used the opponent and marshals shall be informed that such a weapon is on the field, and the thrusting tip shall be shown to the opponent.

5.2 Shields

1. Shields must be controlled by the hand. Shields not controlled by the hand are to be considered assumed armour, and good blows falling on them must be taken.
2. Pavises may be placed on the field prior to the start of a scenario.
3. A pavise can be carried in a manner which does not require hand control (such as a shoulder strap). In this case, the fighter is not allowed to actively block with it, nor can they use their own weapon, and if struck by a hand weapon, the blow is counted as if the pavise was not there.
4. To prevent confusion with heavy combatants, it is prohibited for plumed participants to carry shields or pavises in mixed scenarios.
5. In scenarios containing no heavy participants, plumed missile combatants may carry a light buckler up to 250mm in diameter, or equivalent surface area, for warding off missiles.

Chapter 6

Target Areas and Acknowledgement of Blows

6.1 Judging Blows

1. Judging the effects of blows is left to the honour of the combatant being struck by the weapon, unless they relinquish this responsibility, with the exception of clear violations of the Rules of the Lists or the Conventions of Combat.
2. Effectiveness of a blow may not be judged by the opposing combatant, the marshal, or other observers. Information unavailable to the combatant being struck may be supplied by the opposing combatant or the marshal, including blade orientation upon impact, apparent force transmitted, or apparent location and angle of the blow's impact based upon the observer's angle of observation.

6.2 Target Area

1. The following target areas apply to all SCA armoured combat:

Torso All of the body (excluding the head and arms) above the points of the hips, the groin, shoulder blades and the area between the neck and the shoulders will be considered part of the torso.

Face The area between the chin and the middle of the forehead and between the ear openings.

Head The whole head and neck except the face as defined above.

Thighs The leg from 25.4mm (1 inch) above the top of the knee to a line even with the bottom of the hip socket.

Hips Area between the bottom of the hip socket to the point of the hip (iliac crest).

Shoulder From the point of the shoulder down to a line even with the top of the underarm.

Arms From the shoulder to 25.4mm (1 inch) above the wrist joint.

-
2. Blows that land outside the legal target area shall not be counted unless an illegal target area has been intentionally placed in the path of an impending blow.
 3. Combatants may not intentionally strike areas outside the legal target areas. It is recognised that missile combatants may inadvertently strike outside target areas because of the nature of the weapon used.



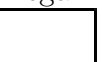
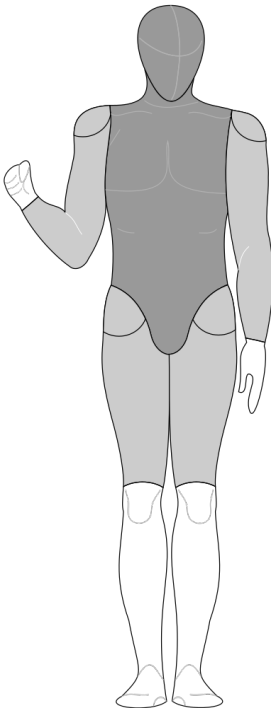
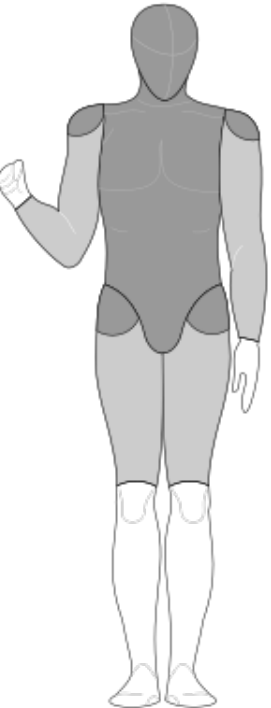
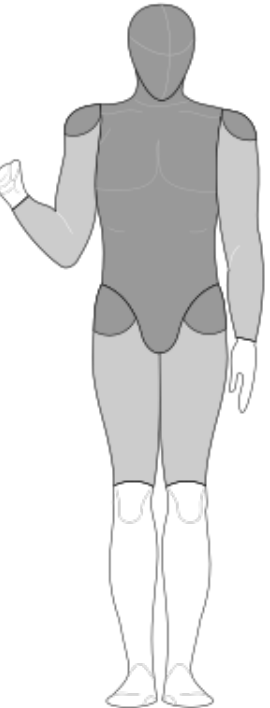
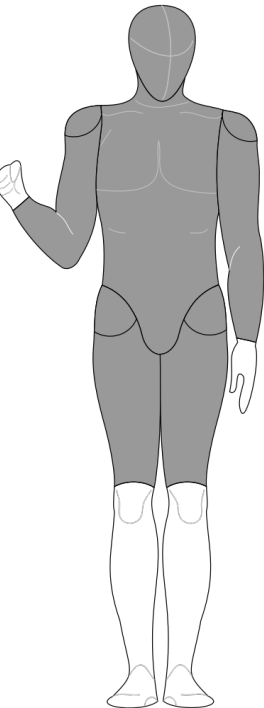
6.3 Presumed Armour

1. When judging the effect of blows, all combatants are presumed to be fully armoured. Subject to the conditions set out in section 6.6, special tournaments or combat may be held that redefine which areas of the body are armoured, and to what extent, so long as all the participants are made aware of the special conditions prior to the start of combat.
2. All “fully armoured” combatants are presumed to be wearing a hauberk over a padded gambeson, with boiled leather arm and leg defences, and an open faced iron helm with a nasal. The helm is presumed to include a very light chain mail drape, permitting vision and resisting cuts by the mere touch of a bladed weapon.
 - (a) Areas deemed illegal for attack - the wrists from 25.4mm (1 inch) above the hands, and the legs below 25.4mm (1 inch) above the knees - shall be considered safe from all attack.
 - (b) A good blow from a missile is considered to puncture all presumed armour.

6.4 Effects of Blows

1. Blows must be delivered with effective technique for the particular type of weapon used, and must strike properly oriented and with sufficient force, to be considered an effective, or good, blow.
2. The effect of a blow shall be dependent on the manner in which it strikes a combatant. The effects of blows to various areas of the body are as follows:
 - (a) Any effective blow to head, neck or torso shall be judged fatal or totally disabling, rendering the combatant incapable of further combat. Combatants are reminded that as per 6.2, the area between the neck and point of the shoulder is considered part of the torso and blows to this area are fatal.
 - (b) An effective swung blow to the face shall be considered fatal and shall be lighter than to other portions of the head or body.
 - (c) An effective thrust to the face shall be considered fatal. Such thrusts shall be delivered as a directed touch, and at their maximum power shall be substantially lighter than to other parts of the body.
 - (d) An effective swung blow from an axe, mace, polearm, great sword or other mass weapon which lands on the hip above the hip socket, or strikes the shoulder inside the shoulder socket, shall be judged fatal or totally disabling.

Figure 6.1: Kill and Wound Zones for Different Weapon Types

Key	Kill: 	Wound: 	Illegal Target: 
			
(a) Single-handed sword kill and wound zones	(b) Single-handed mass weapon kill and wound zones	(c) Two-handed weapon kill and wound zones	(d) Siege weapon kill and wound zones

(e) An effective swung blow from any other weapon which lands on the hip above the hip socket, or strikes the shoulder inside the shoulder socket shall be considered to have disabled the limb.

(f) An effective thrust to the hip or shoulder is not considered fatal, only wounding, regardless of the type of weapon delivering the blow.

(g) Any effective blow to the thigh will disable the leg.

(h) Any effective blow to the arm above the wrist will disable the arm.

(i) A blow from a siege missile to any legal target area, including the limbs, will be considered fatal.

3. If a wounded limb blocks an otherwise effective blow, that blow shall be counted as though the limb were not there.

4. A combatant is not required to stop a combination when an opponent is wounded. Thus, if a blow to the limb of a combatant is followed immediately by a killing blow to the same combatant, the killing blow will be counted as good.

5. A killing blow occurs instantaneously and therefore no new offensive action can be started. Blows begun prior to the killing blow may be completed. A killing blow

started before receiving a killing blow is good and is known as a double kill. A blow started after receiving a killing blow should not be counted.

Table 6.1: Effects of Weapons on Target Areas

Target Area	Single Handed	Thrust	Missile	Two Handed	Mass Weapon	Siege Missile
Face	Kill	Kill	Kill	Kill	Kill	Kill
Head	Kill	Kill	Kill	Kill	Kill	Kill
Torso	Kill	Kill	Kill	Kill	Kill	Kill
Shoulder	Wound	Wound	Wound	Kill	Kill	Kill
Hip	Wound	Wound	Wound	Kill	Kill	Kill
Arm	Wound	Wound	Wound	Wound	Wound	Kill
Thigh	Wound	Wound	Wound	Wound	Wound	Kill
Shield	No effect	No effect	No effect	No effect	No effect	Kill
Hand	No effect	No effect	No effect	No effect	No effect	No effect
Lower leg	No effect	No effect	No effect	No effect	No effect	No effect
Weapon / Shield	No effect	No effect	No effect	No effect	No effect	Destroyed

6.5 Effects of missile weapons

1. A shield or pavise provides protection against all missile weapons except siege missiles such as rocks or cannon shot.
2. A siege missile that strikes a combatant or the shield sheltering them is considered to have killed that combatant.
3. If a siege missile strikes a pavise, the pavise shall be considered destroyed. Combatants behind the pavise are not killed. The pavise must then immediately be removed from the field or dropped flat.
4. Hand-held weapons struck by siege-class missiles shall be considered destroyed.
5. Small-arms munitions fired from siege engines shall be treated as combat archery projectiles.
6. Siege missiles are considered spent upon striking a target, the ground, or a battlefield structure.
7. Pre-scenario rules may stipulate any changes to the effects of missile weapons provided those changes do not contravene the rules or materially compromise the safety of the participants.

6.6 Acknowledgement of blows

1. Changes to blow acknowledgement standards may be made on a per-combat, per-scenario, or per-tournament basis, but will revert to these standards thereafter.

-
2. Alternate acknowledgement standards may not alter the allowed target areas, nor shall they increase the basic force level for a good blow. All combatants must be informed of any changes to standard blow acknowledgement before they participate in the combat.
 3. In a tournament, a combatant who is killed must fall down or otherwise unambiguously indicate their defeat.
 4. In war scenarios, heavy combatants will fall to the ground immediately upon being killed, and remain prone, provided it is safe to do so. If it is not safe to do so, the combatant will loudly call out “good” or “dead” to make opponents aware, and then leave the field.
 5. In war scenarios, plumed participants will loudly call out “good” or “dead”, and then immediately leave the field.
 6. All “dead” archers should immediately leave the field to minimise the risk to archery equipment.
 7. When leaving the field, combatants must hold their weapons or banners over their heads in a non-threatening posture.
 8. All “dead” combatants will behave as such and shall not impart tactical information to “live” combatants.
 9. Armoured participants leaving the field must remain fully armoured until completely clear of the combat area.
 10. A combatant with a disabled leg must fight kneeling, sitting, or standing the one, uninjured, leg. If fighting from their knees, the combatant may still rise up and may still move, however a second blow to the disabled leg renders the leg useless and the combatant may no longer rise up on their knees. A combatant with two disabled legs may move, but only without rising up onto the knees, i.e. “waddling” where the combatant’s bottom must remain on their heels.
 11. A disabled arm shall be considered useless to the combatant, and may not be used for either offence or defence.
 12. Arm substitution is not permitted, if a combatant’s arm is struck they may not elect to lose the use of the other arm and continue using the arm which was struck. However, a combatant having taken a blow to the arm may continue to fight with their remaining uninjured arm.

6.7 Other Considerations

1. All fighters are expected to take into account the nature of the weapon being used by their opponent and the location of the point of impact of that weapon when judging the outcome of a blow delivered. A blow that strikes with sufficient force and proper orientation shall be considered effective, regardless of what it hits prior to striking the combatant.
2. A blow which lands after a “hold” is called need not be counted.

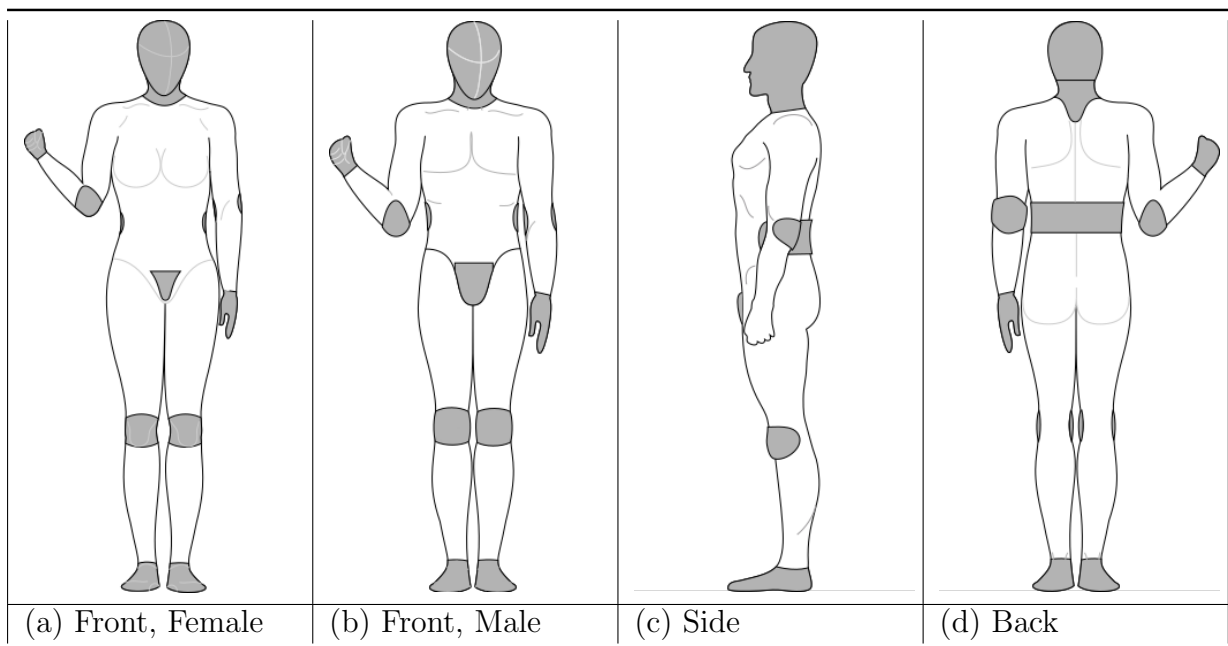
-
3. A blow that includes the dropping of the weapon at the moment of impact need not be counted unless the force of the blow itself causes the weapon to be dropped and the blow is of sufficient force to be counted “good”.

Chapter 7

Armour Requirements

7.1 General

Figure 7.1: Required Armour Coverage Areas



1. Metric measurement is the legal system of measurement in Australia and New Zealand. Imperial measurements used in the Society Marshal's Handbook have been converted to metric units in this book.
2. Armour must be licensed where required by mundane law.
3. Armour shall be fastened in a way that prevents it from being dislodged during normal use.
4. Armour shall cover the areas that are required to be armoured throughout the normal range of movement.
5. All armour shall be free of sharp edges.

7.2 Responsibilities

1. Every participant is responsible for obtaining, and wearing in combat, armour which complies with the minimum standards set out in these rules for the class of combat they participate in.
2. To reduce the risk of combat-related activities to an acceptable level, it is the responsibility of the individual to determine their requirements for additional armour above the minimum standards and to ensure such armour meets the appropriate standards as set out in these rules.
3. Prior to combat at each and every SCA event every participant shall ensure that a rostered member of the kingdom marshallate inspects and approves any armour and weapons which that participant will use.
4. Even though armour and weapons have been inspected, all participants accept full responsibility for the condition and safety of their equipment.
5. Participants have an obligation to themselves, the marshals, and their opponents to ensure that their equipment meets all society and kingdom requirements.
6. The wearing of armour and clothing that gives as period an appearance as possible is strongly encouraged. It is strongly recommended that all visible tags, logos, and obvious plastics and modern materials be covered or removed.

7.3 Summary of Areas to be Armoured

1. Areas of the body which must be armoured are:
 - (a) The head and neck, including the face, throat, and the cervical and first thoracic vertebrae. The cervical vertebrae are the vertebrae in the neck. The first thoracic vertebra is the first major lump which can be felt in the spine at the base of the neck.
 - (b) The kidneys and floating ribs.
 - (c) The elbow joints.
 - (d) The hands and wrists.
 - (e) The groin.
 - (f) The knee joints.

7.4 Head

7.4.1 General

1. During combat the head must be protected by a helmet constructed in compliance with these rules.
2. Helms, including the face guard, shall have sufficient coverage to protect the bones of the skull and face. While it is necessary to protect the bones of the jaw, it is not

considered essential to completely armour the soft tissue in the underside of the jaw.

3. Helms, including face guards shall be constructed of steel no less than 1.6mm thickness (16 gauge), or of equivalent material. Steel of less than 1.6mm is too thin, even if it is sold as 16 gauge. 1.3mm/18ga helms may not be used by any combatants, whether plumed or non-plumed. They may only be used by non-combatants who remain on the field during war combat with missile weapons, in accordance with the requirements set out in 7.15.
4. If a spun metal top is to be used in the construction of the helm, it shall be spun from a minimum of 2.0mm (14 gauge) steel. The process of spinning the top thins the metal, thereby requiring a heavier gauge to start with.
5. Alternative materials such as stainless steel, brass, bronze or like materials are permissible as long as the material provides protection equivalent to 1.6mm thick steel.
6. Because mass is an important part of the protective qualities of a helm, titanium, fibreglass, or other materials may not be used in the construction of a helm if they render it lighter in weight than an equivalent helm constructed of 1.6mm steel.
7. All joints or seams shall be constructed in one or a combination of the following ways:
 - (a) Welded on the inside and outside.
 - (b) Welded with a single bead that extends through both surfaces.
 - (c) Lap joints welded or brazed at the edges of both pieces.
 - (d) Riveted with iron or steel rivets, no more than 63.5mm (2 1/2 inches) apart, or with equivalent riveting techniques. Screw and/or pop type rivets, along with other light-weight rivets, are not to be used.
8. There shall be no major projections on the inside of the helm. Minor projections of necessary structural components are permitted, but must be padded.
9. All parts of the helm that might come into contact with the wearer's head shall be padded with a minimum of 12.7mm (1/2 inch) of resilient material, or shall be suspended in such a way as to prevent injurious contact with the wearer. Similarly, parts of the helm, which might come in contact with the wearer's neck or body, should be padded.
10. All helms shall be equipped with a chin strap or other means of preventing the helm from being dislodged during combat. An equivalent might be, for example, a strap from the helm to breast plate or a chin cup suspension system. A "snug fit" is not an equivalent. The chin strap shall be a minimum 13mm in width and shall not be placed in a manner that could strangle the wearer.

7.4.2 Plumes

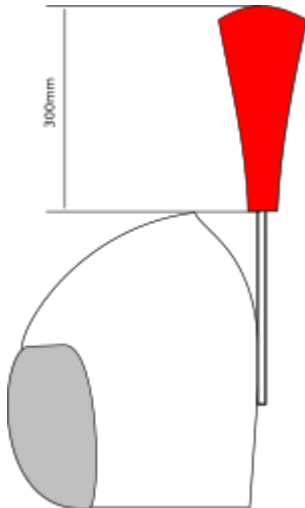


Figure 7.2: Plume attachment to Helm


1. Helms worn by plumed participants must have a plume of a high-visibility colour extending at least 30cm vertically above the highest point of the helm. Plumes must have sufficient bulk through its entire height to be easily visible from all angles. Sticks, arrows, or other tall but thin objects are not acceptable. Plume attachment is shown in figure 7.2.
2. Heavy combatants and non-combatants must not wear any kind of plume during war combat.
3. The plume must be able to flex and return to its original position if struck or bent without becoming detached from the helm.
4. Plumes must be securely attached in such a way that there is minimal chance they will become detached in combat.
5. Plumes should attach to the rear or top of the helm.

7.5 Face Guards

1. The face guard must completely cover the face opening of the helm and extend at least 25.4mm (1 inch) below the bottom of the chin and jaw line when the head is held erect.
2. Face guards must be constructed in a manner which will prevent a 25.4mm (1 inch) dowel from contacting the wearer's face.
3. Where screening itself is not equivalent to 1.6mm steel it must be underlain by a legal plate or bar grille face guard that would conform to the requirements for a legal face guard were the screening to be removed. This rule shall apply both to permanently attached screening and removable screening.
4. Bars used in the face guard shall be steel of not less than 4.76mm (3/16 in) in diameter, or equivalent. If the gap between supporting cross-bars is less than 50.8mm (2 in), 3.18mm (1/8 in) diameter bars may be used.

-
5. All face guards must be attached and secured closed in such a way that there is minimal chance that they will become detached or come open in normal combat use.
 6. Face guard bars or screening should not attach to the interior of the helm unless of structurally superior design and workmanship.
 7. In scenarios involving missile combat using arrows or bolts, all openings in the helm larger than 5mm across must be covered by well-secured screening. The screening must be one of:
 - (a) Perforated steel no less than 1.6mm thick. Perforations will be no more than 5 mm, with less than 50% open surface area. See figure 7.3.
 - (b) Stout woven steel mesh of minimum 1.6mm wire with openings of no more than 5mm. See figure 7.3.
 - (c) Crimsafe brand security mesh. Although the gauge of the woven wire is less than previously allowed, the protection offered by this security mesh is superior to the current approved materials.
 - (d) With the exception of “Crimsafe” noted above, window screen or galvanised hardware cloth is unacceptable for use as screening.
 - (e) 12kg fencing mask mesh
 - (f) Other mesh which will not significantly flex, spread apart, or deform under pressure of 12 kg applied by a standard rapier mask tester repeatedly to any single point.
 8. All screening must be attached and secured in such a way that there is minimal chance that it will become detached in normal combat use.

Figure 7.3: Archery Screening Examples



7.6 Eyewear

1. The lenses of all eyewear must be shatterproof industrial safety glass or plastic.
2. Ordinary glass lenses are prohibited.
3. For those who require corrective eyewear, the wearing of contact lenses or “sports glasses” is strongly recommended.

7.7 Neck

1. During typical combat situations including turning the head, lifting the chin etc, the neck, including the larynx, cervical vertebrae, and first thoracic vertebra must be covered by one or a combination of:
 - (a) The helm; or
 - (b) A gorget of rigid material padded with a minimum of 6mm of resilient material; or
 - (c) A mail or heavy leather camail or aventail that hangs or drapes to absorb the force of a blow. If the camail or aventail lays against the larynx, cervical vertebrae, or first thoracic vertebra or can be pushed into contact with those areas by a blow from a weapon, that section must be padded with a minimum of 6mm of resilient material.
 - (d) A collar of heavy leather lined with a minimum of 6mm of resilient material.

7.8 Groin

1. The groin must be protected to a standard equivalent to that provided by an athletic cup or pubic protector, secured by straps, or worn in a supporter or fighting garment designed to hold the protection in place.

7.9 Body

1. The kidney area and floating ribs shall be covered by a minimum of heavy leather worn over 6mm of closed cell foam or equivalent padding. Viscoelastic polymers (i.e. Zoombang) can be considered the equivalent of heavy leather worn over 6mm of closed-cell foam.
2. It is highly recommended, but not required, that women wear breast protection of rigid material.
3. If breast protection is worn, separate floating breast cups are prohibited unless they are connected by an interconnecting rigid piece such as a heavy leather or metal breastplate.

7.10 Arm

1. The elbow, including the point and both sides of the elbow joint must be covered by rigid material underlain by at least 6mm of resilient material or equivalent padding. This armour shall be attached in such a way that the elbow remains covered during combat.
2. A shield alone is not sufficient on a side-strapped shield.

7.11 Hand

1. The outer surfaces of the hand, to 25.4mm (1 inch) above the wrist of both arms and including the thumb, must be covered by one or a combination of the following:
 - (a) A rigid basket or cup hilt with sufficient coverage to prevent a blow from striking the fingers or the back of the hand. If a basket or cup hilt, shield basket, or centre-grip shield is used, a vambrace and/or half gauntlet shall cover the remaining exposed portions of the hand and wrist.
 - (b) A gauntlet of rigid material, either:
 - i. lined with 6mm of resilient material or equivalent padding, or;
 - ii. designed to transfer potentially injurious impact to the surfaces being grasped.
 - iii. A gauntlet of heavy leather lined with 12mm of resilient material or or equivalent. Ice hockey gloves are considered to be the equivalent, but look blatantly modern, and their use is discouraged. Kendo, lacrosse and street hockey gloves are not equivalent.
 - (c) A shield with a shield basket or equivalent. A shield alone is not sufficient, since it covers only the back of the hand, but not the wrist, fingers or thumb.
2. Combat archers, siege engineers, and those using throwing weapons, need only a half gauntlet made to the above standards for gauntlets, but without finger protection. Combat archers, siege engineers and those using throwing weapons who wish to be able to transition to using melee weapons during combat must be wearing the appropriate hand protection for use of their melee weapon.

7.12 Leg

1. The knee, including the knee cap, the areas 25.4mm (1 inch) above and below the kneecap, and both sides of the knee joint must be covered by rigid material lined with at least 6mm (1/4 inch) of resilient material or equivalent. This armour shall be attached in such a way that the knee remains covered during combat.
2. A minimum of heavy padding over the thighs is strongly recommended, but not required.

7.13 Footwear

1. All participants, including combatants and non-combatants such as marshals, must wear sturdy footwear which provides adequate protection and support of the foot and ankle for the terrain and activity of combat.
2. Period-style footwear is strongly encouraged.
3. Footwear with soles that provide good traction is strongly recommended.

7.14 Shields

1. Shields shall be edged with leather, padding, or other covering or constructed in such a way as to minimize damage to rattan weapons or other fighters.
2. No bolts, wires or other objects may project more than 9mm (3/8 inch) from any part of a shield without being padded. Rounded shield bosses are not considered to be projections.
3. Nails may not be used in shield construction unless they are peened or clenched.
4. Shields may be constructed with leg(s) so that they can act as freestanding pavises during melee combat. The leg(s) used to keep the pavise standing must be at least 32mm (1 1/4 inches) in diameter or 32mm (1 1/4 inches) square and be well attached.

7.15 Non-Combatant Armour Requirements

7.15.1 General

1. During war combat with missile weapons and war combat with arrows non-combatants who remain on the field, such as marshals, must be armoured in accordance with the standards set out in this section.
2. This section only contains exceptions from the combatant armour requirements above. The areas required to be armoured are the same as for combatants as set out in 7.3, any areas not specifically mentioned here must be armoured in accordance with the requirements for combatants.
3. Banner-bearers are not considered non-combatants, and must be armoured as combatants.

7.15.2 Head

1. During war combat with missile weapons, non-combatants who remain on the field, such as marshals, must wear a helm. Additionally, during war combat with arrows the helm must be equipped with screening as set out in 7.5.
2. Helms worn by non-combatants must be constructed according to the standards set out above, with the sole exceptions that they may be constructed from 1.3mm (18ga) steel and have fewer bars underlying permanently attached screening.
3. Helms constructed of 1.3mm steel must be clearly and permanently marked as marshals helms with a large yellow cross on the rear of the helm. No other helms may carry such marking.
4. Helms constructed of 1.3mm steel may not be used for any combat-related activity other than marshalling. Use of such helms by combatants may result in serious sanction, including loss of authorisation.

7.15.3 Arm

1. The elbow, including the point and both sides of the elbow joint must be covered by at least 6mm of resilient material or equivalent padding, attached in such a way that the elbow remains covered during combat.
2. Non-combatants may not carry shields.

7.15.4 Hand

1. Non-combatant participants do not require hand armour.

7.15.5 Body

1. The kidney area and floating ribs shall be covered by a minimum of 6mm of closed cell foam or equivalent padding.

7.15.6 Leg

1. The knee, including the knee cap, the areas 25.4mm above and below the kneecap, and both sides of the knee joint must be covered by at least 6mm of resilient material or equivalent, attached in such a way that the knee remains covered during combat.

Chapter 8

Melee Weapon Standards

8.1 General

Table 8.1 Weapon Construction summary

Weapon	Min. Dia.	Max. Length	Max Weight	Thrusting Tip
Single-handed Weapon	32mm	122cm	2.27kg	1-handed low-profile or high-profile
Two-handed Weapon	32mm	2.28m	2.73kg	2-handed low-profile or high-profile
Thrown Weapon	32mm	Not specified	907g	1-handed low-profile or high-profile
Fibreglass Spear	32mm	3.658m	2.73kg	High-Profile

1. All combatants bear final responsibility for the condition and safety of their own equipment.
2. Weapons must be licensed if required by mundane law.
3. With the exception of the hilts, guards and pommels, no metal or non-approved rigid, granular, or liquid material may be used in the construction of single or two-handed weapons including spears.
4. Primary weapons used single-handed shall have a wrist strap, lanyard or equivalent restraint which will keep the weapon from leaving the immediate area of the user. Restraints are not required on great weapons or spears used single-handed, or on single-handed back-up weapons less than 45 centimetres in length.
5. The edges and tips of all striking surfaces shall be rounded. No part of a weapon shall have sharp edges or protrusions with cross-section of less than 32mm (1 1/4 inch) in diameter.

-
6. Guards, pommels, hooks, etc., shall be firmly and securely affixed to the weapon haft.
 7. No weapon may exceed 2.73kg (6 lbs) in total mass.
 8. All thrusting tips and striking heads must be securely attached to the weapon haft.
 9. Weapons may not have cutting and/or smashing surfaces on both ends.
 10. The use of flails for combat in the SCA is expressly forbidden.
 11. Nails may not be used anywhere in the construction of any weapon.
 12. Weapons with thrusting tips inline with the forearm including, but not limited to, shovel-handled spears, push-daggers and thrusting bucklers are prohibited. Thrusting tips mounted parallel with the forearm, such as hammer-heads must be separated from the hand by at least 30cm of haft. The purpose of this rule is to ban weapons where there is no mechanical leverage or give in the weapon/hand/arm system to absorb some of the force of the blow.
 13. It must not be possible to force any part of the weapon which may reasonably be expected to contact an opponent during combat more than 12.7mm (1/2 inch) into a legal face guard. Rattan weapons may have a handle section which is less than 32mm (1 1/4 inches), so long as it meets this criterion.

8.2 Rattan Weapons

8.2.1 General

1. The hafts and blades of rattan weapons shall be not less than 32mm (1 1/4 inches) in total diameter, including tape, along the entire length of the weapon.
2. Rattan used in weapon construction shall not be treated in any way that will substantially reduce its flexibility, e.g., treated with wax, resin, fiberglass, etc.
3. All rattan striking surfaces including tips, rattan “clackers” etc, shall be wrapped with tape in a manner that shall prevent rattan splinters from protruding.
4. All cutting edges and thrusting tips shall be marked in a contrasting colour.

8.2.2 Single-handed Weapons

1. Single-handed weapons shall be not less than 32mm (1 1/4 inches) in total diameter (including tape) along its entire length excepting the handle and shall be constructed of one of the following:
 - (a) rattan
 - (b) rattan-cored Siloflex or Siloflex equivalent. The approved equivalent for Lochac is OD 32mm (approx ID 25mm), medium density, black polyethylene water pipe, 12 bar pressure rating.
 - (c) natural polypropylene round rod with a maximum diameter of 32mm (1 1/4 inch)

-
2. Periodic inspection shall be made of rattan-cored Siloflex or Siloflex equivalent weapons to determine the condition of the inner core.
 3. Polypropylene weapons must either:
 - (a) have at least 3 layers of long grain fibre tape (not cross hatch tape), run along both sides of the haft or both blade faces and over the tip of the weapon
 - (b) or webbing belt or a leather strip along the haft or blade face and over the tip.
 4. Single-handed swords shall have a hand guard such as a basket hilt, quillions, or equivalent.
 5. If the weapon has a head:
 - (a) The head shall be firmly and securely attached to the haft.
 - (b) The head shall allow at least 12.7mm (1/2 inch) of progressive give between the striking surface and weapon haft.
 - (c) Users should take extra care when constructing mass weapons to ensure that they are able to control the weapon and not inadvertently generate excessive force.
 6. No single-handed weapon may exceed 1.22m (48 inches) in total length.
 7. No single-handed weapon may exceed 2.27kg (5lb) in weight.
 8. Daggers are considered to be very short single-handed swords.
 9. Single handed weapons may be equipped with thrusting tips as defined in 8.4.2.

8.2.3 Two-handed Weapons

1. Two-handed weapons are weapons that can be used with one or two hands.
2. Two-handed weapons shall not be excessively flexible or whippy.
3. The head shall not be constructed of solely rigid materials and shall be securely attached to the haft.
4. Built-up heads shall allow at least 12.7mm (1/2 inch) of progressive give between the striking surface and the weapon haft. Semi-rigid ultra-lightweight shaped foam heads or laminated or split rattan construction techniques do not require 12.7mm (1/2 inch) of progressive give, so long as their construction imparts striking characteristics similar to an unpadded weapon constructed of a single piece of rattan.
5. Two-handed weapons may be equipped with thrusting tips at one or both ends.
 - (a) If the weapon is less than 2.29m (7 1/2 feet) in length, it may use two-handed low-profile thrusting tips, as defined in 8.4.2.
 - (b) Otherwise, they must use high-profile thrusting tips, as defined in 8.4.3
6. The total length of a two-handed weapon shall not exceed 3.65m (12 feet). If it exceeds 2.28m (7 1/2 feet) it shall not be used for cutting or smashing and shall be used for thrusting only.

-
7. Mechanical devices that are used to guide or propel spears (known as sliders) are prohibited.

8.3 Fibreglass Spears

1. Fibreglass spears must have high-profile thrusting tips, as defined in 8.4.3
2. Fibreglass spears may not be equipped with cutting or smashing heads.
3. Fibreglass spears may only have a single thrusting tip; they may not have butt spikes.
4. Pultruded fibreglass piping is the only permissible material for the construction of fibreglass spears. No other material may be used.
5. Fibreglass spears shall be constructed with pultruded fiberglass shafts with an outside diameter of no less than 31.75mm (1 1/4 inches) and no greater than 33.38mm (1 5/16 inches). Minimum manufacturer-specified wall thickness shall be 3.2mm (1/8 inch) and the minimum measurable wall thickness shall be 2.38mm (3/32 inch).
6. The end of the shaft to which the thrusting tip is attached must be covered with a schedule-40 PVC cap. This cap must have an interior diameter equal to the outside diameter of the shaft (32mm or 1 1/4 inches). The thrusting tip will then be attached over this cap.
7. Counterweights, or any other addition that significantly increases the weight of the spear, are prohibited.
8. The butt end of the shaft shall be smooth and free of cracks or frayed fibres. The butt shall be taped over or otherwise sealed.
9. It is recommended, but not required, that the entire length of the shaft be taped, because prolonged exposure to sunlight will shorten the lifespan of the shaft. If a weapon is completely taped, a marshal may require one section be untaped enough to determine that pultruded fibreglass has been used in the construction of the shaft.
10. Total spear length shall not exceed 3.65m (12 feet).
11. Fibreglass spears must be clearly marked for ownership.
12. Mechanical devices that are used to guide or propel spears (known as sliders) are prohibited.
13. The shafts of fibreglass spears may contain up to two splices. Splices must be made according to the following standards:
 - (a) The splice must use a solid fibreglass rod or fibreglass tube with a wall thickness of 3.2mm (1/8 inch). The rod or tube must have an outside diameter of 25.4mm (1 inch) and be between 204mm (8 inches) and 304mm (12 inches) in length.

- (b) Each end to be spliced shall be cut square and must be clean of cracks or frayed fibres.
- (c) The rod shall extend at least 102mm (4 inches) into each spliced end.
- (d) One or both of these two methods shall secure the splice:
 - Epoxying both ends of the fibreglass rod before insertion.
 - Epoxying one end of the fibreglass rod before insertion, and thoroughly taping the splice over with fibre tape.

8.4 Thrusting Tips

8.4.1 General

Table 8.2 Thrusting Tip Construction summary

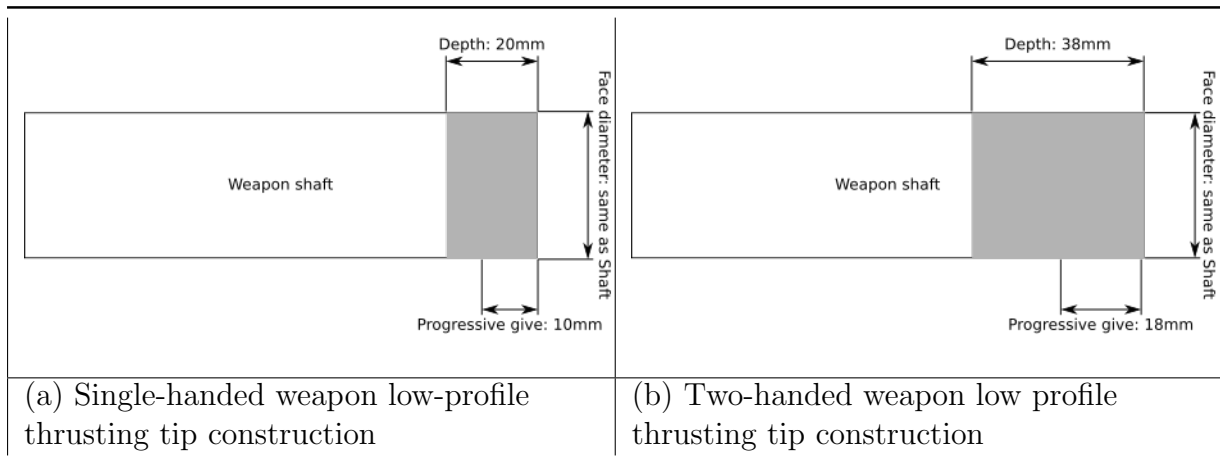
Type	Diameter	Thickness	Give	Weapons
Low-profile (1-hand)	same as haft	19.1mm	9.5mm	Single-handed weapons
Low-profile (2-hand)	same as haft	38.1mm	18mm	Two-handed weapon under 2.28m long
High-profile	50.8mm	50.8mm	20mm	Any rattan weapon Fibreglass spears

1. See table 8.2 for a summary of thrusting tip requirements.
2. The progressive give of a thrusting tip must be across the entire face of the tip. Pressing with the thumb into the centre of the thrusting tip is not an adequate test.

8.4.2 Low-profile Thrusting Tips

1. Low-profile thrusting tips must be at least the same diameter as the haft they are mounted on.
2. Low-profile thrusting tips on single-handed weapons must be constructed of at least 19.1 mm (3/4 inch) of resilient material. They shall provide at least 9.53 mm (3/8 inch) of progressive give across the face of the thrusting tip without allowing contact with the rigid tip of the weapon.
3. Low-profile thrusting tips on two handed weapons 2.28 m (7 1/2 feet) or less in length must be constructed of at least 38.1 mm (1 1/2 inches) of resilient material in front of the rigid tip of the weapon. They shall provide at least 18 mm of progressive give across the face of the thrusting tip without allowing contact with the rigid tip of the weapon.

Figure 8.1 Low-profile thrusting tips



- Low-profile thrusting tips may not be mounted on weapons greater than 2.28 m (7 1/2 ft) in length.

8.4.3 High-profile Thrusting Tips

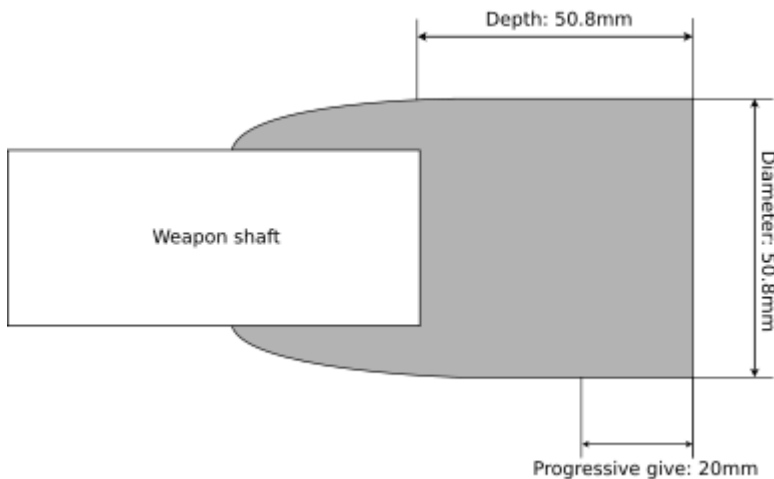


Figure 8.2 High-profile thrusting tip

- High-profile thrusting tips may be mounted on any weapon permitted thrusting tips.
- Where thrusting tips are used on weapons greater than 2.28 m (7 1/2 ft) in length they must be high-profile thrusting tips.
- High-profile thrusting tips shall be no less than 50.8mm (2 inches) in diameter or cross section.
- High-profile thrusting tips must have at least 50.8mm (2 inches) of resilient material in front of the weapon tip and shall provide at least 20mm of progressively resistant “give” under pressure without allowing contact with the rigid tip of the weapon.

Chapter 9

Throwing Weapon Standards

9.1 General Information

1. Throwing weapons may be used hand-held for striking and may also be thrown in scenarios where thrown weapons are allowed. Examples include thrust-and-throw javelins, axes, and knives.
2. Weapons used hand-held for striking as well as throwing must be constructed according to the requirements for that style of melee weapon and the requirements set out in this section.
3. The total mass of throwing weapons may not exceed 907g (2 lb).
4. Shafts shall be constructed of either:
 - (a) rattan not less than 32mm (1 1/4 inch) in diameter along its entire length; or
 - (b) two layers of Siloflex or equivalent. The approved equivalent for Lochac is medium density, black polyethylene water pipe, 12 bar pressure rating. The outer layer shall be 25.4mm (1 inch) inner diameter Siloflex (32mm (1 1/4 inch) OD) and the inner layer shall be 19.1mm (3/4 inch) inner diameter Siloflex.
5. If Siloflex is used, both ends of the shaft shall be covered with either a schedule-40 PVC cap with an interior diameter the same as the outside diameter of the shaft (32mm (1 1/4 inch)), or with a rubber stopper or equivalent means to prevent the tubing from penetrating the thrusting tip(s), fastened securely in place by tape and/or glue.
6. Low-profile thrusting tips, built according to the specifications in 8.4.2 shall be used on any tip that can be reasonably assumed to contact a fighter when the weapon is used or thrown.
7. Throwing weapons with a thrusting tip on only one end shall be constructed so that when thrown they will always strike with that tip. If necessary, fins, fletchings, streamers, etc. shall be used to prevent the weapon from turning and striking with any other tip. The fins must be constructed of a non-rigid material, such as closed-cell foam or un-hardened leather.

-
8. If the weapon has a head, it shall not be constructed of solely rigid materials. The head shall be firmly and securely attached to the haft or handle. The head shall allow at least 13mm of progressive give between the striking surface and the weapon haft or handle.
 9. Throwing weapons must have the owner's name, kingdom, and group clearly and legibly printed on it in English characters for identification.

Chapter 10

Missile Weapon Standards

10.1 General

1. All combatants bear final responsibility for the condition and safety of their own equipment.
2. Weapons must be licensed if required by mundane law.
3. No metal or unapproved rigid plastic may be used on any striking surface of a weapon.
4. No missile weapons intended to simulate firearms, slings, slingstaffs, nor atlatls can be used in the field of armoured combat.
5. No weapon may use the combustion of flammable materials as a means of propulsion.
6. No weapon may use compressed gas as a means of propulsion.
7. All projectiles must have the owner's name, kingdom, and group clearly and legibly printed on it in English characters for identification.
8. Missiles must not contain any material which could enter a combatant's eyes if the missile breaks open e.g. beans, sand, etc.
9. No weapon may be thrown or discharged at targets within 5 metres.
10. It is forbidden to discharge any missile from a missile weapon other than those types of missiles which have been approved for use in that type of weapon. Doing so may be considered grounds for removing the combatant from the field. The combatant may be subject to further disciplinary action.

10.2 Bows

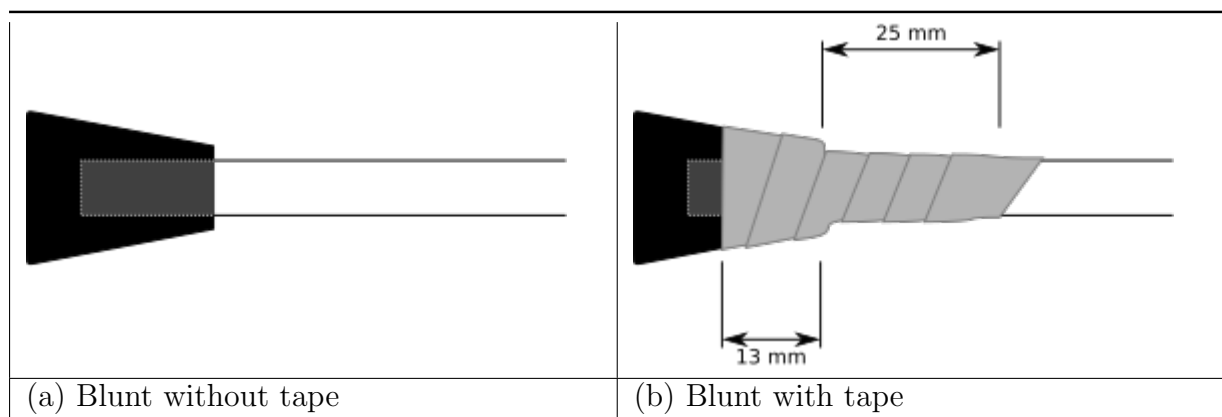
1. A combat archer may use any recurve or long bow that is in a safe and usable condition, so long as the bow is greater than 20 pounds of draw weight at 28 inches of draw, and does not exceed 30 pounds draw weight at 28 inches of draw,

however manufacturing standards allow for up to 31 pound bows to be sold as 30 pound, so are allowed. Bows which cannot be drawn to 28 inches may not be used.

2. The draw weight of the bow is to be determined at 667mm (26 1/4 inches) draw length, as measured from the nocking point to the pivot point of the bow (the part of the bow in contact with the webbing of your thumb)
3. Combat archers in Australia may not use crossbows, due to SCA Ltd's insurance policy prohibiting the use of crossbows with moving targets.
4. Combat archers in New Zealand may use a crossbow provided that it is in a safe and usable condition, so long as the bow is greater than 400 inch-pounds, and does not exceed 600 inch-pounds in power.
5. The power of a crossbow is determined by multiplying the length of the power stroke in inches by the draw weight in pounds at the locked position on the string. The draw weight is to be measured at the nut, ie. the string position when the crossbow is nocked. The power stroke is the distance from the string's rest position to the locked position.
6. Compound bows and compound crossbows are not permitted.
7. No non-Society period sights, spring/flipper rests, plunger buttons, stabilisers, clickers or modern string release aids may be used.
8. Bow/crossbows must be powered solely by the flex of the limbs.
9. Modern pistol grips are not allowed on crossbows.
10. Bows shall be inspected before use by a marshal who is knowledgeable regarding archery equipment and safety. All equipment must have its poundage and draw physically measured with a ruler or other metered device and poundage scale.
11. The use of bows and crossbows that have a period appearance is strongly encouraged.

10.3 Arrows and Bolts

Figure 10. Blunt attachment



-
1. New designs for materials for blunts, shafts, etc. must first be tested at kingdom level for safety and durability in consultation with the Lochac Earl Marshal and the Society Marshal.
 2. Shafts must have a diameter of 8 mm (5/16 inch)
 3. Shafts must be made from one of the following woods:
 - (a) Port Orford Cedar (*Chamaecyparis lawsoniana* or Lawson Cypress)
 - (b) Silver Ash (*Flindersia bourjotiana*)
 - (c) Tasmanian Oak (*Eucalyptus regnans* or mountain ash, *Eucalyptus obliqua* or stringybark or messmate, *Eucalyptus delegatensis* or alpine ash or woollybutt, or Victorian Ash)
 - (d) Western Red Cedar (*Thuja plicata* or giant cedar or shinglewood)
 4. The maximum length for an arrow is 711mm (28 inches), measured from the bottom of the nock slot to where the blunt joins the shaft.
 5. Arrows must be tipped with a mark II or III Riverhaven black rubber blunt affixed to the shaft.
 6. The shaft of the arrow shall be spirally or longitudinally wrapped with fibreglass filament tape, totally covering the surface from the front of the fletching to the tip of the shaft. The taping must be in good condition without any sign of the fibres lifting from the shaft.
 7. Metal points, if any, must be removed prior to mounting the blunts. The front end of the shaft must be flat, not pointed.
 8. Blunts must be secured using a strip of good quality 13mm-wide electrical or fibre tape wound down around the sides of the blunt for at least 13mm, and then up onto the shaft of the arrow for 25mm as per figure 10.1. Blunts must be firmly secured to the shaft so that they cannot come off on impact or if the shaft is broken. To allow inspection of possible punch-through the face of the blunt must not be covered.
 9. Arrows and bolts may only be used as missiles launched from a bow, crossbow or approved siege weapon. They may not be used as hand-held thrusting weapons. Such use will be considered grounds for removing a combatant from the field and may lead to further disciplinary action.
 10. Arrows may be used only after inspection supervised by a marshal. Archers shall be responsible for re-checking the safety of their arrows at the time of use.
 11. Arrows may not be picked up from the field and immediately re-used, they must be re-inspected off the field prior to re-use. In resurrection battles, arrows should be collected by all “dead” combatants returning to the resurrection point.
 12. If an archer falls on their quiver, or spills arrows, the arrows must be inspected off the field under the supervision of a marshal prior to use.

-
13. If a bow or non-rigid quiver containing arrows or bolts is struck by missile fire, the bow or missiles must be inspected off the field before being used again. If a rigid quiver is struck the arrows or bolts may be used without re-inspection.

10.4 Other missile weapons

1. Hand-held mechanically launched missiles:
 - (a) Hand-held mechanically launched missiles must weigh no more than 500 grams.
 - (b) Tennis ball missiles shall not exceed 85 grams in weight. The balls may be perforated with a hole of no more than 6mm in diameter. To prevent them from collapsing when stepped on, tennis balls may not be slotted.
 - (c) The maximum range for 85 gram (3 ounce) tennis ball missiles launched from a hand-held weapon is 87 metres (90 yards), and for 56 gram (2 ounce) tennis ball missiles 91.44 metres (100 yards).
2. Missile combatants may not have both inspected and un-inspected missiles stored or carried together. If un-inspected and inspected missiles become mixed, then the entire group of missiles shall be re-inspected under the supervision of a marshal prior to use.
3. Darts, javelins and throwing axes may be picked up, field inspected, and immediately re-used.

10.5 Siege Munitions

1. Siege-class munitions are denoted by yellow tape and include ballista bolts and rocks (450g foam or 4-tennis ball clusters).
2. Small-arms munitions include single tennis balls and tube-shafted combat archery arrows and bolts.

Chapter 11

Grievances and Sanctions

11.1 Grievance Procedures

This procedure is included from section X.3 of Lochac Kingdom Law (Jan 2019). It is reproduced here for convenience. In the event of differences between current Lochac Kingdom Law and this text, Lochac Kingdom Law shall have precedence.

1. Anyone having a dispute with, or grievance against, another in Lochac, that is not a mundane legal matter or dealt with in SCA policy, shall first attempt to settle the matter as follows:
 - (a) First Stage - The person shall hold a direct and private discussion with the other and attempt to come to a resolution. An impartial mediator may be present if either party desires it. Whilst an in-person discussion is often the quickest way to resolve a dispute, on occasions this can be intimidating: a discussion by telephone or in writing also fulfils the requirement for direct communication.
 - (b) Second Stage - If the matter cannot be resolved, the person shall bring the matter to the attention of the most appropriate local officer, or the Local Seneschal if there is no appropriate local officer. If the dispute is with someone outside the local area, the dispute will be brought to the Kingdom officer. If the grievance is against a landed Baronage, the dispute will be brought directly to the Crown. The relevant officer should then attempt to arbitrate a resolution.
 - (c) Third Stage - If the dispute cannot be settled at a local level, it should be brought to the attention of the most appropriate Kingdom Officer. The relevant officer should then attempt to arbitrate a resolution.
 - (d) Serious Disputes - If the dispute is of such magnitude that all steps above have failed and a formal complaint is necessary, details of such complaints shall be sent to the person being complained against, the local Seneschal, the Seneschal, and the Crown via the Seneschal. Complaints against any officer shall be directed to the officer's superior in addition to the above.
2. Equal Hearing - At all stages of any grievance both parties must be given the opportunity to declare their views and be given equal hearing.

11.2 Suspension of Authorisations

1. Authorisations may be suspended by a marshal for just and stated cause. People subject to suspension of their authorisation are required to immediately surrender all of their authorisation cards. Refusal or delay in surrendering authorisation cards is a serious infraction of these rules and may result in severe sanctions.
2. People subject to suspension of authorisations may appeal the sanction, but must surrender their card and abide by the sanction until the appeals process is complete.
3. The chain of appeals is as follows:
 - (a) the Kingdom Earl Marshal; then
 - (b) the Crown; then
 - (c) the Board or Committee of the participant's relevant SCA organisation.
4. Any marshal who suspends an authorisation must report this action, in writing, to their superior officer and the Kingdom Earl Marshal as soon as possible.
5. Any marshal suspending an authorisation without due cause may themselves be subject to sanctions including, but not limited to, loss of authorisations.
6. The Kingdom Earl Marshal should notify the Society Marshal of any suspension of authorisations in their reports.
7. In addition to any steps taken by the marshallate, infractions involving breaches of mundane law should be referred immediately to the appropriate authorities.

Chapter 12

Procedures for Changes to These Rules

1. These rules shall have precedence as set out in section I.A of the Corpora of the Society for Creative Anachronism, Inc. At all times mundane law has precedence over any and all rules of the SCA.
2. As per section II of the Laws of the Kingdom of Lochac which can be found at the following URL:
seneschal.lochac.sca.org/files/2019/01/LochacLaws-January-2019.pdf, temporary restrictions on activities normally allowed by these rules may be made by proclamation of the Crown, and will expire after 30 days unless renewed by proclamation, or permanently incorporated into the rules.
3. Permanent changes to Lochac standards and conventions may only be made using the following procedure, and shall only come into effect after all of the following steps are complete:
 - (a) The change must be approved by:
 - the Crown; and
 - the Kingdom Seneschal; and
 - the Board of SCA Ltd, and
 - the Committee of SCA NZ Inc
 - (b) the change must be proclaimed by the Crown at an official event; and
 - (c) notification of the changes to the standards or conventions will be distributed to all group marshals; and
 - (d) the Combat Handbook (these rules) will be updated to include the approved changes; and
 - (e) notification of the changes will be published in Pegasus.
4. The only exception to the procedure outlined above shall be in the case of mundane law changes contradicting these rules. Mundane law always has precedence over internal SCA rules and in the event of a change to mundane law

contradicting it shall become effective immediately, and these rules will be updated as soon as possible.

5. The procedure for requesting changes to these rules is as follows:
 - (a) Discuss proposed changes with your Branch Marshal.
 - (b) Discuss proposed changes with Lochac Earl Marshal.
 - (c) On the Earl Marshal's approval, necessary experimentation, testing and documentation, including experimental and test results and risk-assessment of the impact of the change, will be undertaken and reported to the Earl Marshal.
 - (d) If the Earl Marshal agrees to proposed changes, they will approve the change or seek approval for the changes as necessary.
6. Typographical corrections and minor changes clarifying wording of a rule, that do not change the substance or intent of a rule, may be made by the Kingdom Earl Marshal or their Deputy for Combat Laws only, without going through the processes set out above.

Chapter 13

Glossary

The definitions that follow apply throughout the Handbook, unless specifically stated otherwise. They are intended to clarify usage and establish a frame of reference for the various materials used in SCA combat.

13.1 Armor Materials

Aventail Flexible curtain of chainmail on a helmet, extending to cover the neck and shoulders

Bars Used in the visor or faceplate of helms, bars shall be mild steel a minimum of 3/16 inch (4.5mm) in diameter, or the equivalent. If the distance between crossbars is 2 inches (50.8mm) or less, 1/8 inch (3.2mm) bars may be used.

Camail Flexible curtain of mail or leather on a helm, extending to cover the neck (also aventail)

Closed-cell foam Stiff foam with closed cells, less dense than resilient foam (e.g., Ensolite)

Equivalent Virtually identical to the specified material in effect or function, including impact resistance, impact distribution, and impact absorption characteristics, but not necessarily in physical dimensions.

Foam Any open- or closed-cell foam, including foam rubber, foam neoprene, polyurethane, etc.

Gauge U.S. sheet metal standard. Note that 16-gauge is officially 1/16 inch (.0625 inch or about 1.6mm), but commercially available sheet is frequently rolled to .058 or even .055 inch - much too thin for helms.

Gauntlet An armored glove covering the back of the hand and wrist to 1 inch (25.4mm) above the wrist, fingers, and thumb.

Gorget A piece of armor designed to cover the throat and neck

Heavy Leather Stiff, oak-tanned leather nominally 11/64 inch (4.4mm) thick. Often referred to as 11oz. leather.

Mail Any fabric of small metal components either linked together (e.g., chain) or attached to a flexible backing (e.g., ring or scale)

Padding Quilted or multi-layered cloth material, such as mattress pads, moving pads, carpet, felt, or equivalent

Half gauntlet (also called a partial-gauntlet or demi-gauntlet) An armored glove covering the back of the hand and to 1 inch above the wrist and at least the first knuckle of the thumb.

Plate Large components of rigid material

Resilient foam Dense, plastic, closed-cell foam such as ethyl polymer

Rigid material

1. Steel of no less than 18 gauge, or aluminum of no less than 0.075 inch (1.9mm)
2. Other metals of sufficient thickness to give similar rigidity to those listed above to include treated steel or aluminum
3. High-impact-resistant plastics such as ABS or polyethylene of sufficient thickness to give similar rigidity to those listed above
4. Heavy leather (as defined above) that has been hardened in hot wax, soaked in polyester resin (properly catalyzed), or treated in such a manner as to permanently harden the leather
5. Two layers of untreated heavy leather
6. Other materials equivalent to those items listed above (Any armor of unusual construction or material must meet the approval of the Kingdom Earl Marshal or their designated deputy.)

Steel Cold- or hot-rolled mild steel or equivalent ferrous material

13.2 Weapons

Approved rigid plastics Siloflex and Siloflex equivalents are currently the only rigid plastic approved for the striking surface of a weapon. The approved equivalent for Lochac is OD 32mm (approx ID 25mm), medium density, black polyethylene water pipe, 12 bar pressure rating.

Flail A weapon with a striking surface attached to the handle via a flexible arm or pivot

Laminated rattan Two pieces of rattan, each being at least 1 1/4 inch (31.8mm) in diameter, attached to one another with a short overlap by tape or other method of binding. Maximum length of the overlap shall be 18 inches (457.2mm) or half of the length of the added rattan, whichever is shorter. Note that use of glues, epoxies, or adhesives, which substantially reduce the flexibility of the rattan, is prohibited.

Missile weapon Any weapon which is intended to deliver a blow without being held in the hand (e.g., arrows, javelins, quarrels, or various soft projectiles from catapults)

Polearms Hafted weapons, generally long, designed to be wielded with two hands (e.g., glaives, halberds, etc.)

Progressively resistant give (As used in discussions of thrusting tips) As pressure is applied directly to the thrusting surface, it will compress gradually, without bottoming-out or bending to the side enough to expose the end of the blade or haft of the weapon it is attached to.

Quillions Cross-guards of a sword

Siloflex A brand-name polyethylene tubing made from PE3408 resin and conforming to ASTM D2239 standards. 1-inch diameter Siloflex has an internal diameter of 1 inch (25.4mm) and an outer diameter of 1 1/4 inch (31.8mm) and may be used as an outer skin for a single-handed sword or for the outer layer of a throwing weapon. Smaller 3/4-inch diameter Siloflex has an internal diameter of 3/4 inches (19.05mm) and an outer diameter of 1 inch (25.4mm) and may be used inside a 1 1/4inch (31.8mm) diameter tube for throwing weapons. Siloflex tubing rated at 160 PSI will provide the appropriate diameters.

Siloflex equivalent Other tubing or pipe, typically made for drinking water applications, made from polyethylene resins with the ASTM classification of PE 3408 and produced to the ASTM D2239 standard. The material should have a minimum of 1/4 inch (6.35mm) wall thickness and an outer diameter of at least 1 1/4 inch (31.8mm) for use as a skin over rattan for a single-handed sword or the outer surface of a throwing weapon, or an outer diameter of 1 inch (25.4mm) for use as the inner layer of a throwing weapon.

The approved equivalent for Lochac is OD 32mm (approx ID 25mm), medium density, black polyethylene water pipe, 12 bar pressure rating.

Spears Hafted weapons designed for thrusting only; also called pikes

Single-handed mass weapons Maces, axes, war hammers, or other weapons designed primarily to crush or punch holes (on account of the weight of the real weapons), rather than primarily to cut (on account of sharp edges on the real weapon). Maximum length for single-handed mass weapons is 48 inches (122cm).

Slider A tube or similar device that wraps around the shaft of a spear and is held in one hand, allowing the spear to slide through it. Use of sliders is prohibited.

Split rattan Rattan of at least 1 1/4 inch diameter which has been split in two and applied to a weapon such that the striking surface of the split piece retains a cross section of 1 1/4 inch. Split rattan construction does not place the split rattan directly against the non-split haft of the weapon, but rather spaces the split off of the haft to allow give in the head by flexion of the split of rattan.

Swords Single- or double-edged, bladed cutting weapons (including swords with thrusting tips)

Two-handed cutting or smashing weapons Includes two-handed swords, greatswords, bastard swords, polearms, and similar weapons.

13.3 Other Definitions

Armored Combat A full-contact, non-choreographed re-creation of medieval foot combat utilizing clothing, protective armor, and simulated weapons constructed in accordance with SCA standards, with the overall goal of recreating the appearance and methods of combat from the historical period covered by the SCA. For purposes of this definition, all combatants are held to be equipped in the same manner, defined as that of approximately 1100 AD: a knee-length mail hauberk, one-piece helm with nasal, and boiled leather defenses for the lower arms and legs. Weapons and armor are constructed from approved materials as defined by the Society Marshal. Adult Armoured Combat as defined above does not include light contact martial forms, such as Rapier and Youth Combat.

Adult Armoured Combat includes all Combat Archery and Siege weaponry used in melees or for war.

Armoured fighter A combatant equipped in armor meeting at least the minimum requirements for combat using rattan weapons, and who uses said rattan weapons in combat.

Authorisation A procedure which determines that the individual fighter has, at minimum, read and become familiar with the rules of combat, been observed while fighting, and met any further requirements for authorisation to ensure that they do not constitute an exceptional safety hazard (either to self or to others). Details of the procedure used vary from Kingdom to Kingdom and may include further requirements. (Note: The former term “qualification” is still heard, but should be avoided.)

Battle A single combat event in a war or war game wherein a specific scenario is enacted

Combat archer A combatant equipped in armor meeting at least the minimum requirements for combat using rattan weapons and who will be using archery equipment in combat.

Directed touch A thrust that contacts the face-guard of the helm and, while maintaining contact with the face-guard, continues to travel in the direction of the face.

Earl Marshal The warranted chief marshal of a Kingdom

Effective blow A blow delivered with effective technique for the particular type of weapon used and struck properly oriented and with sufficient force.

Lists/List Field/Tourney Field The defined area for fighting, or the fighting field, usually with a roped-off boundary.

Fully armoured For the purposes of acknowledging blows, a fully armoured fighter is presumed to be wearing a lightweight, short-sleeved, knee-length, riveted-mail hauberk over a padded gambeson, with boiled leather arm and leg defenses and an open-faced iron helm with a nasal. (The helm may be presumed to include a very light chain mail drape permitting vision and resisting cuts by a mere touch of a bladed weapon.) Also, the hands, wrists, knees and lower legs, and feet, including

the areas up to 1 inch (2.5cm) above the kneecap and 1 inch (2.5cm) above the bend of the wrist, are not legal targets.

Helpless opponent An opponent who is unable to defend themselves from attack for reasons beyond their control. An unarmed opponent is not necessarily helpless.

Knights Marshal The warranted chief marshal of a Barony, Province, Shire, Canton, etc.

Missile weapons Projectile weapons including, but not limited to, bows and arrows, crossbows and bolts, slings and stones or bullets, javelins, darts, and throwing axes

Marshal Someone who is monitoring the conduct of combat on the field (The Marshal in Charge of an event shall be a rostered marshal; other individual marshals may or may not be, so long as the Marshal in Charge finds them competent to do the job.)

Melee weapons/Rattan weapons Rattan or equivalent weapons including, but not limited to, swords of all lengths, great weapons, mass weapons, pole arms and spears.

Rostered marshal An appointed marshal who is listed on a roster. The roster must include the legal and Society names, address, phone number, and the appointment and expiration dates for each officer.

It must be signed by the appropriate Royalty and the responsible superior officer, and be updated regularly. The roster must contain a statement that it is the current roster of (office) for the (kingdom, principality) of the Society as of (date). Local Knight Marshals, as and marshals who are able to perform authorisations must be either warranted or rostered.

Scenario limits The body of rules and definitions which apply to a specific battle, such as the description of real or imaginary terrain features, obstacles, weapons limitations, allowable conduct, and scoring.

Siege Engineer A fully armoured participant in armored combat who operates a siege engine.

Society Marshal also known as the Marshal of the Society: the warranted chief marshal of the Society for Creative Anachronism

War A declared state of feigned hostility between two or more kingdoms, branches, or other recognised SCA groups, for the express intent of holding group combat.

War maneuvers Group combat events not involving a state of declared hostility, usually with both sides drawn from all of the kingdoms, branches, or other recognized SCA groups participating

Warranted marshal An appointed marshal who has been appointed by a Warrant of Appointment to Office of the SCA Inc., signed by the appropriate Royalty and the responsible superior officer. Local Knight Marshals, as and marshals who are able to perform authorisations must be either warranted or rostered.

Youth Combat A program designed for minors ages 6-17. These programs require armour, require certain weapon construction techniques and materials, train young

fighters in proper etiquette, the concepts of Chivalry, Honor and Courtesy, teach teamwork and good sportsmanship, as well as effective fighting arts, in a definitely competitive environment that parallels Adult Armoured Combat. It employs Marshals, authorisations and strict controls. The Marshallate is responsible for Youth Combat, and each Kingdom is allowed to develop and run its own program.

Chapter 14

Change Log

We will aim to keep the last 12 months of changes in the published PDF.

14.1 Minor correction - Version 3.1.2 - 1 Dec 2019

8.2.3.1 Corrected “we” to “be”.

Formatting changed to ragged right to make it easier to read.

14.2 Minor correction - Version 3.1.1

4.5.2.1 “chapter 6” replaced with “section 6” and linked.

14.3 Version 3.1 - Changes approved August 2019

The following changes have been approved by the Crown (Niall and Sabine), Kingdom Seneschal, Board of SCA Ltd Australia and Committee of SCA NZ Inc, and published in Pegasus, September 2019.

14.3.1 Changes to Classes of Participant

“Appropriate medical release” removed for minors The Nominated Caregiver doesn’t have authority for consenting to a minor’s medical treatment, and will seek approval from the parent or guardian if required. Medical professionals will act in the best interests of the child.

“ and subject to the completion of an appropriate medical release.” removed from 1.1.1.1.c, 1.1.2.1.f, 1.1.3.1.f and 1.1.4.1.c

14.3.2 Changes to Combat Authorisation Requirements

General Changes to how we keep our rules up to date mean that fighters only need to follow Lochac’s rules, and not go looking elsewhere.

2.1.2.a.i Changed to “Rules of the Lists”

2.1.2.a.ii and iii referring to armour and weapons standards and conventions of combat of the SCA removed and following paragraphs renumbered

2.3.2 Added “guardian”, changed “present” to “present at the event” to indicate that they do not need to be observing the combat directly. “who is able to authorise medical treatment” removed. The Nominated Caregiver doesn’t have authority for consenting to a minor’s medical treatment, and will seek approval from the parent or guardian if required. Medical professionals will act in the best interests of the child.

14.3.3 Changes to Rules of the Lists

3.1.2 and 3.1.3 removed Our requirements for SCA Ltd and SCANZ approval for all rule changes mean that these statements were no longer accurate.

14.3.4 Changes to Conventions of Combat

4.1.2-4 “Rostered member of the kingdom marshallate” replaced with “rostered marshal”

4.1.3 Removed “Society”

4.1.4 “Society combat” changed to “Society armoured combat” to be relevant for this handbook

4.3.2.1 Updated “my lord/lady I am engaging you” to a gender neutral form.

4.4.6.2 Updated “You are dead, my Lord” to a gender neutral form.

14.3.5 Changes to Melee Weapon Standards

14.3.5.1 Fibreglass spear thrusting tips

Changing the rules allow 51mm thrusting tips on fibreglass spears in line with a Society rule change from 2013 requires changes to the following in Melee Weapon Standards:

Table 8.1 Changed Fibreglass spears from requiring ‘fibreglass spear’ thrusting tips (3 inch heads) to high-profile thrusting tips (2 inch heads)

Minor reformatting for word-wrap of cells

Changed “Not spec.” to “Not specified”

8.3.1 Changed to allow 51mm tips (high-profile) for fibreglass spears, and updated link to point to 8.4.3 on high-profile thrusting tips

8.3.3 added Inserted “Fibreglass spears may only have a single thrusting tip; they may not have butt spikes.” as 8.3.3 and paragraphs following have been renumbered.

8.4.4 removed 8.4.4 was the construction specifications for 3-inch thrusting tips, so no longer required.

14.3.5.2 General

8.1.9 Fixed wording for plural agreement, and changed head to surface

14.3.5.3 Single-handed weapons

8.2.2.7 Sword corrected to weapon

14.3.5.4 Two-handed weapons

8.2.3.1 Two handed weapons are weapons that can be used with one or two hands.

8.2.3.5 Changed to: “Any two-handed weapon can have thrusting tips at one or both ends.”

Added “a. If the weapon is less than 2.29m (7 1/2 feet) in length, it may use two-handed low-profile thrusting tips, as defined in 8.4.2.”

Added “b. Otherwise, they must use high-profile thrusting tips, as defined in 8.4.3”

8.2.3.4 Added “Semi-rigid ultra-lightweight shaped foam head” to “laminated or split rattan” as weapons that don’t require padding “so long as their construction imparts striking characteristics similar to an unpadded weapon constructed of a single piece of rattan.”

14.3.5.5 Spears

8.2.4 removed Rolled back into Two-handed weapons

14.3.5.6 Thrusting tips

8.4.1 Removed reference to towball covers - these are now covered by low-profile thrusting tips.

14.3.6 Changes to Grievances and Sanctions

11.2 Suspension of Authorisations Changed from Revocation to Suspension, as it may be a short-term issue

Revoke/revoked/revoking/revocation changed to suspend/suspended/suspending/suspension throughout this section.

11.2.3.c Replaced “the Society Marshal” with “the Board or Committee of the participant’s relevant SCA organisation”

11.2.6 Changed to note that the Earl Marshal should include suspensions in their reports.

14.3.7 Changes to Glossary

Helpless opponents Updated “him- or herself” to a gender neutral form.

14.4 Minor corrections included in v3.0.2 - 25 July 2019

1.2.6.1 - typo Fixed spelling of participants

14.5 Minor corrections included in v3.0.1 - 14 July 2019

Back end fix Generation of table of contents for PDF corrected to fix page numbering error.

2.3.1 Corrected level of numbered list for 2.3.2-4 (they are a subset of rule 2.3.1) and the following paragraphs renumbered.

3.2.1 Changed “himself or herself” to “themselves”, in line with the previously approved changes from his or her to their.

4.2.20 (21-23) Corrected level of numbered list for 4.2.21-23 to a, b and c, (they are a subset of rule 4.2.20) and the following paragraphs renumbered.

4.2.24 (was 4.2.27) Corrected cross reference from 5.1.2 to 5.1.1.2.

4.4.3.3 Updated “You are dead, my Lord” to a gender neutral form.

7.4.1.7.d Fixed a typo where 63.5mm was given as equivalent to 21 inches, not 2 1/2 inches.

14.6 Version 3.0.0 - Changes approved July 2019

The following changes have been approved by the Crown (Felix and Eva), Kingdom Seneschal, Board of SCA Ltd Australia and Committee of SCA NZ Inc, and published in a special edition of Pegasus, July 2019.

14.6.1 Changes to Classes of Participant and Combat

1.1 The following footnote to 1.1 has now been included as a rule.

The term “combatant” is used in this book to refer to people who are actually fighting, whether with melee or missile weapons. The term “participant” is used to refer to everyone taking an active role in combat-related activities. Everyone on the field, combatant, auxiliary or non-combatant, is a participant. “Plumed participants” refers to both plumed combatants and plumed auxiliaries.

1.1.2.b Fixed a typographical error. Changed 1.1.2.b from “Must wear a plume in their helmets...” to “Must wear a plume on their helmets...”

14.6.2 Changes to Combat Authorisation Requirements

Section 2 In Section 2, references to marshals with regards to authorising have been updated to Senior Marshals as appropriate. Only Senior Marshals can conduct armoured combat authorisations, as per the Marshal Handbook.

2.1.1 The following footnote to 2.1.1 has been incorporated into the rule.

There are also authorisation requirements for rapier combat and equestrian activities but these are dealt with in their respective handbooks.

-
- 2.1.3.a.i** 2.1.3.a.i has been updated to clarify that a Heavy Combatant authorisation allows the participant to engage in heavy combat with melee weapons and to take the field as Plumed Combatant or Plumed Auxiliary. And 2.1.3.a.ii has been updated that to act as a Plumed Combatant, a fighter also needs another weapon authorisation such as thrown weapon, combat archery or siege engine. Plumed Participant on its own only allows a fighter to act as a Plumed Auxiliary (banner bearer)
- 2.1.4.a** 2.1.4.a has been updated to use the term Auxiliary Marshal.
- 2.1.8** Removed references to indemnities from 2.1.8 as these are dealt with as part of membership, event and practice attendance, not specifically combat.
- 2.1.10** References to royal treaty have been removed from 2.1.10. Lochac has no royal treaties to consider another kingdom's subjects as its own. References to royal treaty were removed from the Society Marshal's Handbook March 2018. Updated to say "Authorisations shall not..." from "Authorisation cards shall not..."
- 2.1.11-13** 2.1.11-13 about indemnities have been removed. Indemnities are dealt with as part of membership, event and practice attendance, not specifically combat.
- 2.3.2** 2.3.2 has been updated to reflect the forms required for minor participation and that it must be the parent or guardian present for the authorisation, not a Nominated Caregiver. References to indemnities have been removed as these are dealt with as part of membership, event and practice attendance, not specifically combat.
- 2.3.5** 2.3.5 had been updated to reflect that minor participants must have a guardian or Nominated Caregiver present at the event.

14.6.3 Changes to Rules of the Lists

- 3.1** 3.1 has been updated to use the wording from the Marshal's Handbook (Oct 2018). The Rules of the Lists cover all SCA martial field activities.
- 3.2 and 3.3** 3.2 and 3.3 have been updated to the most recent version of Corpora (January 2018) and Marshal's Handbook (Oct 2018), and corrected for standard NZ and Australian spelling. There are no changes to these from the April edition of Corpora or August 2006 edition of the Marshal's Handbook used previously. Examples of "he or she" and "his or her" have been changed to "they" and "their".
- 3.2.4.** Due to our requirement for approval by the Board of SCA Ltd Australia and Committee of SCANZ Inc, we must remove the Sovereign's right to waive any of standards that Lochac has in addition to Society combat rules in Rule 3.2.4.

14.6.4 Changes to Conventions of Combat

- Figure 4.1** Figure 4.1 didn't render properly in the Kingdom of Lochac File:Fighters-handbook 2009.pdf . The correct images are now included.
- 4.2.2** 4.2.2 The footnote "See Grievance procedures" has been removed.
- 4.2.24** The following footnote to 4.2.24 has been incorporated into the rule:

This rule is meant to allow the kneeling combatant to straighten if they desire and is not intended to keep the standing combatant from leaning forward to stay in range if the kneeling combatant leans back. Gendered pronoun has been changed.

4.5.2 The footnotes for 4.5.2 indicating that holds may not be necessary if the problem can be dealt with without one for broken weapons and armour have been included in rule.

14.6.5 Changes to The Use of Weapons and Shields

5.2.3 A Society rule update in 2008 included further instructions around the use of pavises. This has been inserted as 5.2.3, and the subsequent paragraphs renumbered.

14.6.6 Changes to Target Areas and Acknowledgement of Blows

6.5.2-3 A Society rule update in 2008 included further instructions around the use of pavises. 6.5.2-3 have been updated to reflect that combatants behind pavises struck by siege munitions are no longer killed, and include instructions for when pavises are hit by siege munitions.

14.6.7 Changes to Armour Requirements

7.3.1.a The following footnote to 7.3.1.a has been incorporated into the rule:

The cervical vertebrae are the vertebrae in the neck. The first thoracic vertebra is the first major lump which can be felt in the spine at the base of the neck.

7.4.1.2 The following footnote to 7.4.1.2 has been incorporated into the rule:

While it is necessary to protect the bones of the jaw, it is not considered essential to completely armour the soft tissue in the underside of the jaw.

7.4.1.3 Rule 7.4.1.3 had a footnote about helms made prior to 2002 of 1.3mm (18 gauge). This footnote is no longer valid and has been removed.

7.4.1.4 The following footnote to 7.4.1.4 has been incorporated into the rule:

The process of spinning the top thins the metal, thereby requiring a heavier gauge to start with.

7.5.7 c The following footnote to 7.5.7 c has been incorporated into the rule:

Although the gauge of the woven wire is less than previously allowed, the protection offered by this security mesh is superior to the current approved materials.

7.5.7 12kg fencing mask mesh, and other mesh which will not significantly flex, spread apart, or deform under pressure of 12 kg applied by a standard rapier mask tester repeatedly to any single point have been added as options to 7.5.7 as e. and f.

7.8.1-3 Rule 7.8.1-3 have been replaced with the new wording from the Society Marshal's Handbook Oct 2018. The prohibition on wearing groin protection designed for the opposite sex has been removed

The rules were updated to make things more inclusive for trans and non-binary participants. The prohibition against wearing the opposite gender's groin protection had been included due to marshals of the past requiring women to wear a male athletic cup.

- 7.9.1** Rule 7.9.1 has been updated to note that viscoelastic polymers (i.e. Zoombang) can be considered the equivalent of heavy leather worn over 1/4 inch (6 mm) of closed-cell foam. (Society update from August 2014)
- 7.11.1** Rule 7.11.1 has been corrected to match Society minimum requirement for hand protection to extend to 25.4mm (1 inch) above the wrist. The footnote about coverage has been removed.
- 7.11.1.b.iii** The following footnote to 7.11.1.b.iii has been incorporated into the rule:
Ice hockey gloves are considered to be the equivalent, but look blatantly modern, and their use is discouraged. Kendo, lacrosse and street hockey gloves are not equivalent.
- 7.11.2** 7.11.2 has been updated to clarify protection requirements, include those using throwing weapons, and clarify that those who wish to be able to transition to using melee weapons during combat must be wearing the appropriate hand protection for use of their melee weapon.
- 7.14.4** A Society rule update in 2008 included construction standards for pavises. This has been included as 7.14.4.
- 7.16 and 7.17** Rule 7.16 and 7.17 are formatting errors in the 2009 pdf and have been put back into 7.15 Noncombatant Armour Requirements as 7.15.5 and 7.15.6

14.6.8 Changes to Melee Weapon Standards

- 8.1.10** Rule 8.1.10 The use of flails and quarterstaves for combat in the SCA is expressly forbidden.
The use of quarterstaves for combat in the SCA is not expressly forbidden in the 2018 Marshals Handbook, so that statement has been removed from the rules. The rules continue to prohibit weapons from having a cutting and/or smashing heads at both ends.
- 8.1.12** The following footnote to 8.1.12 has been incorporated into the rule:
The purpose of this rule is to ban weapons where there is no mechanical leverage or give in the weapon/hand/arm system to absorb some of the force of the blow.
- 8.2.1.4** Rule 8.2.1.4 has been updated to say that all cutting edges and thrusting tips shall be marked in a contrasting colour, rather than contrasting tape as there are other valid ways to mark them. (Society rule update in 2008)
- 8.2.2** What was 8.2.3 Single-handed Mass Weapons has been combined with 8.2.2 Single-handed Swords as 8.2.2 Single-handed Weapons, and the subsequent paragraphs renumbered.

8.2.2.1 Rule 8.2.2.1 has been updated to include polypropylene round rod for single-handed weapons (Society rule update in 2012) and describe the approved Siloflex equivalent for Lochac.

8.2.2.3 Construction requirements for polypropylene weapons have been added as Rule 8.2.2.3 and the other paragraphs in this section renumbered.

8.2.2.5.a The following footnote to what was Rule 8.2.3.3 has been incorporated as Rule 8.2.2.5.a:

Users should take extra care when constructing mass weapons to ensure that they are able to control the weapon and not inadvertently generate excessive force.

8.2.2.7 What was Rule 8.2.2.6, now Rule 8.2.2.7 - added to match Society maximum weight for single-handed weapons of 2.27 kg (5 pounds). This is a change from the previous 2.73kg (6 pounds). Table 8.2 has been updated accordingly. Subsequent paragraphs have been renumbered.

8.4.3.5 Due to the common usage of low-profile thrusting tips, the following footnote to 8.4.3.5 has been removed and included in the Notes.

Duke Eringlin, Society Marshal has given Lochac this dispensation, June, 2001 - Rubberised towball covers of a lesser diameter must be enlarged to conform to Society standards.

14.6.9 Changes to Throwing Weapon Standards

9.1.4 B Rule 9.1.4 B has been updated to include Lochac's equivalent to Siloflex.

9.1.6 A Society rule change in January 2015 allows the use of low-profile thrusting tips for throwing weapons. Rule Rule 9.1.6 has been updated accordingly.

14.6.10 Changes to Missile Weapon Standards

10.1.4, 10.1.6 and 10.4.1 a and e. Society rule about a prohibition on missile weapons intended to simulate firearms, slings, slingstaves, and atlatls has been added as Rule 10.1.4 and the subsequent paragraphs in this section have been renumbered. This also required the removal of an exception for manually pumped compressed air used in cannon rounds from rule 10.1.6, and the removal of rule 10.4.1 a and e.

10.2.1 Rule 10.2.1 updated to include the Society minimum poundage for bows used for combat archery of 20lb at 28 inches, and manufacturers tolerances for bow weights.

10.2.2 Rule 10.2.2 has been updated to correctly describe measuring the draw weight of a bow according to Archery Manufacturers Organisation standards that bow poundage is measured by.

10.2.2 and 10.2.3 Rule about the use of crossbows in combat prohibited in Australia inserted between 10.2.2 and 10.2.3 and the remaining paragraphs in this sections have been renumbered.

Was 10.2.3 What was 10.2.3 has been made specific to combat archers in New Zealand, and now included the Society minimum poundage for crossbows.

Was 10.2.4 What was Rule 10.2.4 - The rule about the legality of crossbows and its footnote about use of crossbows in Victoria has been removed, due to the use of crossbows in combat being prohibited in Australia by insurance policy, but they may be used without restriction in New Zealand.

10.2.6, 10.2.7, and 10.2.8 Society rules about non-period aids, that bows and crossbows must be powered only by the flex of the limbs, and modern pistol grips are prohibited on crossbows have been added as 10.2.6, 10.2.7, and 10.2.8 and the remaining paragraphs in this section have been renumbered.

Was 10.2.7 What was Rule 10.2.7 - added Society requirement that during inspection, all bows must have their poundage and draw physically measured with a ruler or other metered device and poundage scale.

10.3.3 Updated 10.3.3 to include species name and common names for allowed timbers, removed ramen/ramin as an approved timber type for combat arrows, and added Western Red Cedar.

14.6.11 Changes to Grievances and Sanctions

11.1 Dispute resolution process updated to meet current Lochac Kingdom Law. This removes Quarter Courts.

11.2 References to Society Earl Marshal in 11.2 have been corrected to Society Marshal, in line with Corpora and the Society Marshal's Handbook.

14.6.12 Changes to Procedures for Changes to These Rules

12.2 12.2 has been updated to include a 30 day expiry on temporary rule changes.

12.3.a List of required approvals for rule changes added as 12.3.a and the subsequent paragraphs renumbered. This change means that the Sovereign may not waive Lochac's standards which are additional to those of the Society Marshal's Handbook

12.5.d 12.5.d has had reference to the Society Marshal removed as the list of required approvals is more extensive.

14.6.13 Changes to Glossary

Archers Gauntlets Archers Gauntlets have been removed from the glossary. Demi-gauntlets are the minimum requirement for combat archers, siege engineers and those using throwing weapons. Removed from Society rules in 2008.

Society Marshal References to Society Earl Marshal have been corrected to Society Marshal, in line with Corpora and the Society Marshal's Handbook.

Chapter 15

Handbook Titlepage

Kingdom of Lochac Fighters' Handbook



%endHuge%

Version 3.1.2

Non scriptum non est

%endCenter%

%pageBreak%

15.1 Is this the most recent version?

This pdf has a date at the bottom of the page of the day that the file was generated from the Armoured Combat Fighters Handbook wiki, so you will know how up-to-date your hard copy or file of the rules is.

Updates to the content (including fixing typographical errors) and alterations to the coding behind the pdf creation will trigger a new pdf to be available from that link. Any changes to the actual rules will be documented in the `Armoured_Combat:Change_Log`.

We don't recommend saving copies of the pdf to other locations, as they will become out of date when the wiki is updated with rule changes. Use, a bookmark or save the link instead.

15.2 Copyright

Text included verbatim from the SCA Inc. Marshal's Handbook is copyright The Society for Creative Anachronism, Inc.

All other text is copyright The Society for Creative Anachronism, New Zealand, Inc. and The Society for Creative Anachronism Australia Ltd. It may be freely copied for SCA purposes provided it is copied in full and this notice remains intact.

The cover art is by Lord Ronan Mac Brian and permission is granted to use it within the SCA. All other images are copyright Alasdair Muckart and David Maclagan and are released under the terms of the Creative Commons Attribution-Noncommercial-Share Alike 3.0 License.